


# MODELO DCPT

## DIFUSOR DE TABLERO MODULAR PARA PERFILES "T" DE CIELO FALSO

- Este Modelo es un difusor tipo diamante montado en el centro de un tablero de lámina de acero (estándar) o de aluminio (opcional) de fácil limpieza.
- Recomendados para su aplicación en sistemas modulares de cielo falso, cuando sus dimensiones no son cubiertas por los difusores de fabricación normal.
- De núcleo desmontable que facilita la instalación y el acceso al ducto y a otros accesorios de control.
- Con patrón de difusión de 1, 2, 3 y 4 vías de distribución.
- Fáciles de reubicar para cumplir con los requerimientos cambiantes del espacio.



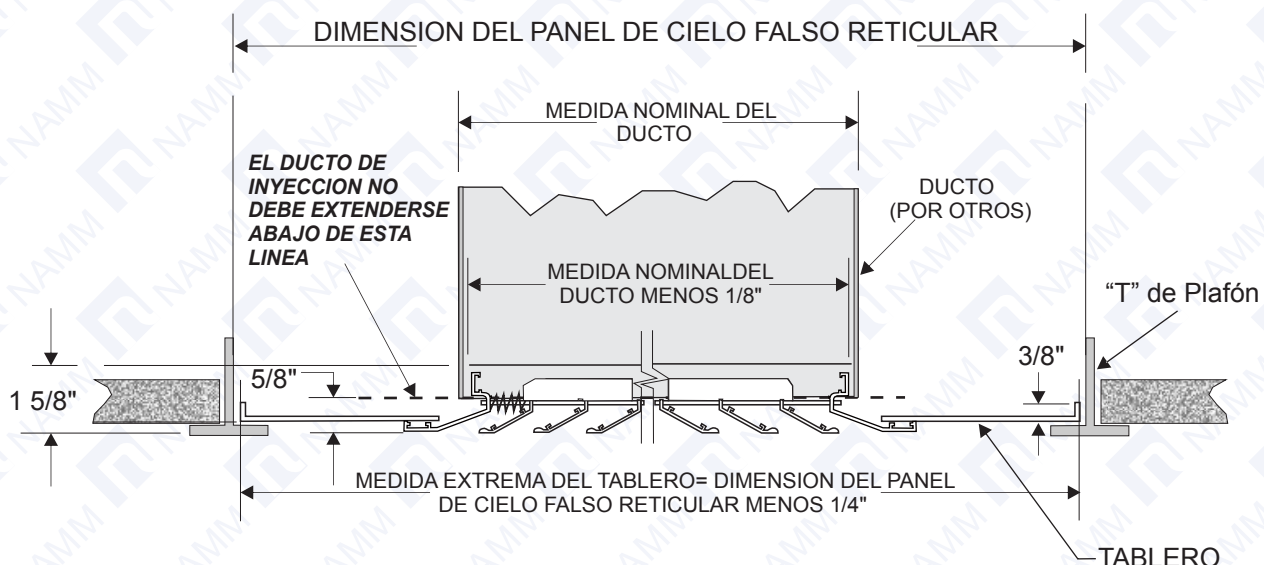
**CONSTRUCCION:** Tablero de lámina de acero calibre 24. Marco y núcleo del difusor de perfiles de aluminio extruido, aleación 6063-T5, resistente a la corrosión.

**ACABADO:** Disponibles con un acabado en pintura electrostática, esmalte acrílico de secado al horno, color Blanco Dover.

**RENDIMIENTO:** Por su alto coeficiente de inducción funcionan eficientemente en alturas de techo normales (de 2.75 a 3.05 mts.) con diferenciales de temperatura de enfriamiento de 11.1 a 13.8°C (de 20 a 25°F), con un predecible bajo movimiento de aire en la zona ocupada (35 Pies/min.)

**REGISTRO DCPT-COI:** Opcionalmente se proporciona con un control de volumen de aletas de aluminio opuestas Modelo COI.

### Detalles Dimensionales



NAMM grupo namn, s.a. de c.v

mtv, nl (81) 1292 4019 · cdmx (55) 5264 2606

www.namm.com.mx



Marca registrada y **modelo protegido por varias patentes y diseños industriales**. Prohibido la reproducción parcial o total, copia, comercialización o cualquier actividad no autorizada de este modelo y/o contenido de la ficha técnica.

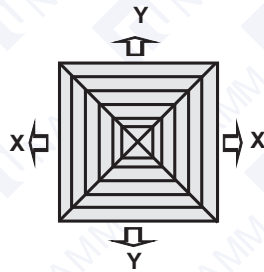


# DIFUSORES DIRECCIONALES CUADRADOS Y RECTANGULARES MODELOS DCV, DCP, DM y DCPT

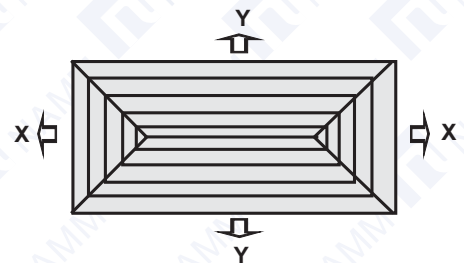
## PATRONES DE FLUJO DE AIRE - OPCIONALES

(TODOS LOS DIBUJOS ESQUEMÁTICOS REPRESENTAN LA VISTA FRONTAL DEL DIFUSOR)

**4 VIAS**

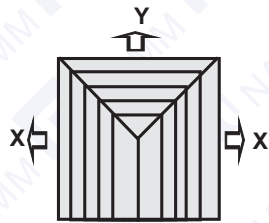


CUADRADO DE 4 VIAS (4)



RECTANGULAR DE 4 VIAS (4L)

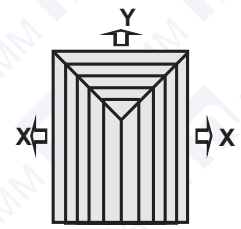
**3 VIAS**



CUADRADO DE 3 VIAS (3)



RECTANGULAR DE 3 VIAS (3CL)

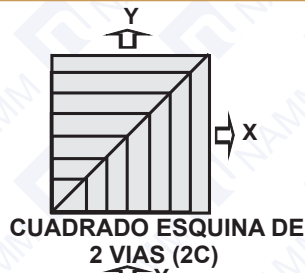


DE 3 VIAS (3L)

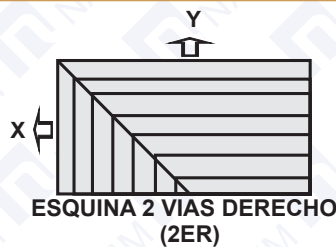


RECTANGULAR CORTO DE 3 VIAS (3C)

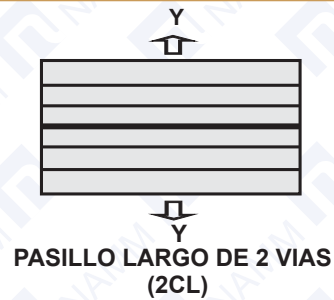
**2 VIAS**



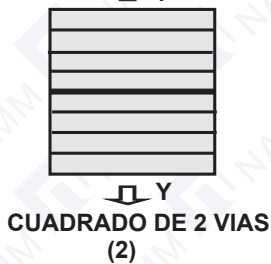
CUADRADO ESQUINA DE 2 VIAS (2C)



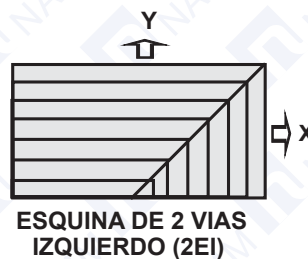
ESQUINA 2 VIAS DERECHO (2ER)



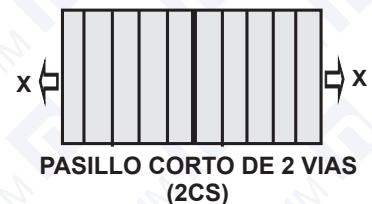
PASILLO LARGO DE 2 VIAS (2CL)



CUADRADO DE 2 VIAS (2)

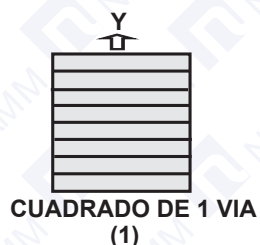


ESQUINA DE 2 VIAS IZQUIERDO (2EI)

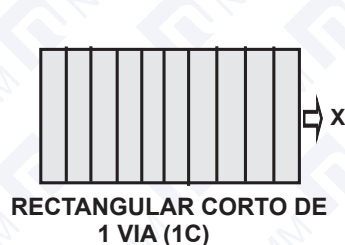


PASILLO CORTO DE 2 VIAS (2CS)

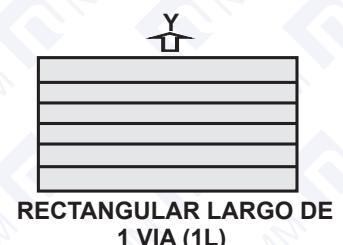
**1 VIA**



CUADRADO DE 1 VIA (1)



RECTANGULAR CORTO DE 1 VIA (1C)



RECTANGULAR LARGO DE 1 VIA (1L)



NAMM grupo nammm, s.a. de c.v

mty,nl (81) 1292 4019

cdmx (55) 5264 2606

www.namm.com.mx



Marca registrada y modelo protegido por varias patentes y diseños industriales. Prohibido la reproducción parcial o total, copia, comercialización o cualquier actividad no autorizada de este modelo y/o contenido de la ficha técnica.



# MODELOS DCV, DCP, DM y DCPT

## DIFUSORES DIRECCIONALES TIPO DIAMANTE CUADRADOS / SQUARE DIRECTIONAL DIFFUSERS.

TABLAS DE RENDIMIENTO / PERFORMANCE TABLES

<b>TABLA 1</b>	TAMAÑO A REA DEL CUELLO NECK SIZE & A REA	VEL. CUELLO NECK VEL.	<b>300</b> PPM / FPM	<b>400</b> PPM / FPM	<b>500</b> PPM / FPM	<b>600</b> PPM / FPM	<b>700</b> PPM / FPM	<b>800</b> PPM / FPM	<b>900</b> PPM / FPM
		PRES. TOTAL TOTAL PRESS.	0.0392	0.0725	0.1155	0.1668	0.2278	0.2975	0.3820

PULGADAS H<sub>2</sub>O / INCHES H<sub>2</sub>O

VIAS/ WAYS	<b>6x6</b> $A_n / A_c = 0.250$	PCM / CFM		75		100		125		150		175		200		225	
		LADO / SIDE	X	Y	X	Y	X	Y	X	Y	X	Y	X	Y	X	Y	
		PCM x LADO/CFM by SIDE	19	19	25	25	31	31	37	37	44	44	50	50	56	56	
		TIRO / THROW-Pies	5-8	5-8	6-9	6-9	7-10	7-10	7-11	7-11	8-12	8-12	8-13	8-13	9-14	9-14	
		NC	-		-		-		20		25		28		32		
<b>3</b>		PCM x LADO/CFM by SIDE	28	19	37	25	47	31	56	37	65	44	75	50	84	56	
		TIRO / THROW-Pies	7-10	5-8	8-11	6-9	9-12	7-10	10-13	7-11	11-14	8-12	12-15	8-13	12-16	9-14	
		NC	-		-		-		20		25		28		32		
<b>2</b>		PCM x LADO/CFM by SIDE	38	38	50	50	63	63	75	75	88	88	100	100	113	113	
		TIRO / THROW-Pies	8-11	8-11	8-13	8-13	10-14	10-14	11-16	11-16	12-18	12-18	13-19	13-19	14-20	14-20	
		NC	-		-		-		20		25		28		32		
<b>1</b>		PCM x LADO/CFM by SIDE	75		100		125		150		175		200		225		
		TIRO / THROW-Pies	10-14		11-16		12-18		13-20		14-21		15-22		16-23		
		NC	-		-		-		20		25		28		32		

VIAS/ WAYS	<b>9x9</b> $A_n / A_c = 0.562$	PCM / CFM		169		225		281		338		394		450		506	
		LADO / SIDE	X	Y	X	Y	X	Y	X	Y	X	Y	X	Y	X	Y	
<b>4</b>		PCM x LADO/CFM by SIDE	42	42	56	56	70	70	85	85	98	98	113	113	126	126	
		TIRO / THROW-Pies	7-10	7-10	9-13	9-13	11-14	11-14	12-16	12-16	13-17	13-17	14-18	14-18	15-19	15-19	
		NC	-		-		20		24		28		32		36		
<b>3</b>		PCM x LADO/CFM by SIDE	63	42	84	56	105	70	126	85	148	98	168	113	190	126	
		TIRO / THROW-Pies	9-12	7-10	11-15	9-12	12-16	10-14	13-18	11-16	14-20	12-18	15-22	13-19	16-24	14-20	
		NC	-		-		20		24		28		32		36		
<b>2</b>		PCM x LADO/CFM by SIDE	84	84	112	112	140	140	169	169	197	197	225	225	253	253	
		TIRO / THROW-Pies	11-15	11-15	12-17	12-17	13-18	13-18	14-20	14-20	16-22	16-22	17-23	17-23	18-25	18-25	
		NC	-		-		20		24		28		32		36		
<b>1</b>		PCM x LADO/CFM by SIDE	169		225		281		338		394		450		506		
		TIRO / THROW-Pies	14-19		16-22		18-24		20-26		22-28		24-30		25-32		
		NC	-		-		20		24		28		32		36		

VIAS/ WAYS	<b>12x12</b> $A_n / A_c = 1.000$	PCM / CFM		300		400		500		600		700		800		900	
		LADO / SIDE	X	Y	X	Y	X	Y	X	Y	X	Y	X	Y	X	Y	
<b>4</b>		PCM x LADO/CFM by SIDE	75	75	100	100	125	125	150	150	175	175	200	200	225	225	
		TIRO / THROW-Pies	9-14	9-14	12-17	12-17	13-19	13-19	14-21	14-21	16-23	16-23	17-25	17-25	18-27	18-27	
		NC	-		-		20		26		32		36		39		
<b>3</b>		PCM x LADO/CFM by SIDE	112	75	150	100	187	125	225	150	262	175	300	200	337	225	
		TIRO / THROW-Pies	10-16	9-14	13-19	12-17	15-21	13-19	17-24	14-21	19-27	16-23	21-24	17-25	23-31	18-27	
		NC	-		-		20		26		32		36		39		
<b>2</b>		PCM x LADO/CFM by SIDE	150	150	200	200	250	250	300	300	350	350	400	400	450	450	
		TIRO / THROW-Pies	12-18	12-18	14-22	14-22	18-26	18-26	20-28	20-28	22-30	22-30	24-32	24-32	26-34	26-34	
		NC	-		-		20		26		32		36		39		
<b>1</b>		PCM x LADO/CFM by SIDE	300		400		500		600		700		800		900		
		TIRO / THROW-Pies	17-26		21-30		24-34		26-37		28-40		30-43		32-46		
		NC	-		-		20		26		32		36		39		

NOTA: LOS TIROS TABULADOS SON PARA VELOCIDADES TERMINALES DE 100 Y 50 PPM RESPECTIVAMENTE, PARA VELOCIDADES TERMINALES DE 150 PPM EL TIRO EQUIVALE AL 50% DEL TIRO MAYOR.



NAMM grupo nammm, s.a. de c.v

mtym, nl (81) 1292 4019

cdmx (55) 5264 2606

www.namm.com.mx



Marca registrada y **modelo protegido por varias patentes y diseños industriales**. Prohibido la reproducción parcial o total, copia, comercialización o cualquier actividad no autorizada de este modelo y/o contenido de la ficha técnica.



# MODELOS DCV, DCP, DM y DCPT

## DIFUSORES DIRECCIONALES TIPO DIAMANTE CUADRADOS/ SQUARE DIRECTIONAL DIFFUSERS

### TABLAS DE RENDIMIENTO / PERFORMANCE TABLES

TABLA 2	TAMAÑO YA REA DE CUELLO NEK SIZE & A REA	VEL. CUELLO NECK VEL.	300 PPM/FPM	400 PPM/FPM	500 PPM/FPM	600 PPM/FPM	700 PPM/FPM	800 PPM/FPM	900 PPM/FPM
		PRESION TOTAL TOTAL PRESS.	PULGADAS H <sub>2</sub> O / INCHES H <sub>2</sub> O						
		0.0392	0.0725	0.1155	0.1668	0.2278	0.2975	0.3820	

VIAS/ WAYS	15x15 AN / AC = 1.562	PCM / CFM		469		625		781		938		1094		1250		1406	
		LADO / SIDE	X	Y	X	Y	X	Y	X	Y	X	Y	X	Y	X	Y	
4		PCM x LADO/CFM by SIDE	117	117	156	156	195	195	235	235	274	274	313	313	352	352	
		TIRO / THROW-Pies	10-17	10-17	13-19	13-19	15-21	15-21	17-23	17-23	18-25	18-25	19-27	19-27	20-28	20-28	
		NC	-		20		23		29		34		37		41		
3		PCM x LADO/CFM by SIDE	176	117	234	156	293	195	351	235	410	274	468	313	527	352	
		TIRO / THROW-Pies	11-19	10-17	16-22	13-19	18-24	15-21	20-27	17-23	21-29	18-25	23-31	19-27	25-34	20-28	
		NC	-		20		23		29		34		37		41		
2		PCM x LADO/CFM by SIDE	234	234	312	312	390	390	469	469	547	547	625	625	703	703	
		TIRO / THROW-Pies	12-22	12-22	17-25	17-25	20-28	20-28	23-30	23-30	25-33	25-33	27-35	27-35	29-38	29-38	
		NC	-		20		23		29		34		37		41		
1		PCM x LADO/CFM by SIDE	469		625		781		938		1094		1250		1406		
		TIRO / THROW-Pies	20-28		24-33		26-37		29-40		31-44		34-47		36-50		
		NC	-		20		23		29		34		37		41		

VIAS/ WAYS	18x18 AN/AC = 2.25	PCM / CFM		675		900		1125		1350		1575		1800		2025	
		LADO / SIDE	X	Y	X	Y	X	Y	X	Y	X	Y	X	Y	X	Y	
4		PCM x LADO/CFM by SIDE	169	169	225	225	281	281	338	338	394	394	450	450	506	506	
		TIRO / THROW-Pies	13-20	13-20	17-23	17-23	19-26	19-26	21-28	21-28	23-30	23-30	24-33	24-33	25-34	25-34	
		NC	-		20		25		32		36		39		44		
3		PCM x LADO/CFM by SIDE	253	169	337	225	422	281	506	338	590	394	675	450	759	506	
		TIRO / THROW-Pies	14-23	13-20	19-27	17-23	22-29	19-26	24-32	21-28	25-35	23-30	28-38	24-33	29-40	25-34	
		NC	-		20		25		32		36		39		44		
2		PCM x LADO/CFM by SIDE	338	338	450	450	563	563	675	675	788	788	900	900	1013	1013	
		TIRO / THROW-Pies	15-26	15-26	19-30	19-30	25-34	25-34	27-37	27-37	29-40	29-40	32-43	32-43	34-45	34-45	
		NC	-		20		25		32		36		39		44		
1		PCM x LADO/CFM by SIDE	675		900		1125		1350		1575		1800		2025		
		TIRO / THROW-Pies	26-34		30-40		33-45		36-50		40-53		42-57		45-60		
		NC	-		20		25		32		36		39		44		

VIAS/ WAYS	21x21 AN / AC = 3.062	PCM / CFM		919		1225		1531		1838		2144		2450		2756	
		LADO / SIDE	X	Y	X	Y	X	Y	X	Y	X	Y	X	Y	X	Y	
4		PCM x LADO/CFM by SIDE	230	230	306	306	383	383	459	459	536	536	613	613	689	689	
		TIRO / THROW-Pies	15-24	15-24	19-26	19-26	22-30	22-30	24-33	24-33	26-35	26-35	28-38	28-38	30-40	30-40	
		NC	-		20		27		34		38		42		45		
3		PCM x LADO/CFM by SIDE	344	230	459	306	574	383	689	459	804	536	918	613	1033	689	
		TIRO / THROW-Pies	17-26	15-24	22-31	19-26	26-34	22-30	28-38	24-33	30-41	26-35	33-44	28-38	34-47	30-40	
		NC	-		20		27		34		38		42		45		
2		PCM x LADO/CFM by SIDE	459	459	612	612	765	765	919	919	1072	1072	1225	1225	1378	1378	
		TIRO / THROW-Pies	17-30	17-30	22-35	22-35	29-40	29-40	32-42	32-42	34-46	34-46	37-50	37-50	39-53	39-53	
		NC	-		20		27		34		38		42		45		
1		PCM x LADO/CFM by SIDE	919		1225		1531		1838		2144		2450		2756		
		TIRO / THROW-Pies	30-40		34-47		39-53		39-53		42-58		46-62		52-71		
		NC	-		20		27		34		38		42		45		

NOTA: LOS TIROS TABULADOS SON PARA VELOCIDADES TERMINALES DE 100 Y 50 PPM RESPECTIVAMENTE, PARA VELOCIDADES TERMINALES DE 150 PPM EL TIRO EQUIVALE AL 50% DEL TIRO MAYOR.



grupo namm, s.a. de c.v

mty,ni (81) 1292 4019

cdmx (55) 5264 2606

www.namm.com.mx



Marca registrada y modelo protegido por varias patentes y diseños industriales. Prohibido la reproducción parcial o total, copia, comercialización o cualquier actividad no autorizada de este modelo y/o contenido de la ficha técnica.



# MODELOS DCV, DCP, DM y DCPT

## DIFUSORES DIRECCIONALES TIPO DIAMANTE CUADRADOS / SQUARE DIRECTIONAL DIFFUSERS

TABLAS DE RENDIMIENTO / PERFORMANCE TABLES

**TABLA 3**

TAMAÑO Y REA DEL CUELLO NECK SIZE & AREA	VEL. CUELLO NECK VEL.	300 PPM / FPM	400 PPM / FPM	500 PPM / FPM	600 PPM / FPM	700 PPM / FPM	800 PPM / FPM	900 PPM / FPM
	PRESION TOTAL TOTAL PRESS	0.0392	0.0725	0.1155	0.1668	0.2278	0.2975	0.3820
PULGADAS H <sub>2</sub> O / INCHES H <sub>2</sub> O								

VIAS/ WAYS	<b>24x24</b> An / Ac = 4.000	PCM / CFM		1200		1600		2000		2400		2800		3200		3600		
		LADO / SIDE	X	Y	X	Y	X	Y	X	Y	X	Y	X	Y	X	Y	X	Y
<b>4</b>		PCM x LADO/CFM by SIDE	300	300	400	400	500	500	600	600	700	700	800	800	900	900		
		TIRO / THROW-Pies	17-27	17-27	22-31	22-31	25-34	25-34	28-38	28-38	30-41	30-41	32-44	32-44	34-46	34-46		
		NC	—		21		28		34		38		42		44			
<b>3</b>		PCM x LADO/CFM by SIDE	450	300	600	400	750	500	900	600	1050	700	1200	800	1350	900		
		TIRO / THROW-Pies	19-30	17-27	25-35	22-31	29-40	25-34	32-44	28-38	34-47	30-41	37-50	32-44	40-54	34-46		
		NC	—		21		28		34		38		42		44			
<b>2</b>		PCM x LADO/CFM by SIDE	600	600	800	800	1000	1000	1200	1200	1400	1400	1600	1600	1800	1800		
		TIRO / THROW-Pies	20-34	20-34	26-40	26-40	33-45	33-45	36-50	36-50	40-53	40-53	42-57	42-57	45-60	45-60		
		NC	—		21		28		34		38		42		44			
<b>1</b>		PCM x LADO/CFM by SIDE	1200		1600		2000		2400		2800		3200		3600			
		TIRO / THROW-Pies	34-46		40-54		44-60		48-65		53-71		56-76		60-80			
		NC	—		21		28		34		38		42		44			

VIAS/ WAYS	<b>30x30</b> An / Ac = 6.250	PCM / CFM		1875		2500		3125		3750		4375		5000		5625		
		LADO / SIDE	X	Y	X	Y	X	Y	X	Y	X	Y	X	Y	X	Y	X	Y
<b>4</b>		PCM x LADO/CFM by SIDE	469	469	625	625	781	781	937	937	1094	1094	1250	1250	1406	1406		
		TIRO / THROW-Pies	21-34	21-34	28-38	28-38	31-43	31-43	35-47	35-47	38-51	38-51	40-54	40-54	43-58	43-58		
		NC	20		24		30		36		40		43		45			
<b>3</b>		PCM x LADO/CFM by SIDE	703	469	937	525	1172	781	1406	937	1640	1094	1875	1250	2109	1406		
		TIRO / THROW-Pies	24-38	21-34	32-44	28-38	37-50	31-43	40-54	35-47	43-58	38-51	47-63	40-54	49-67	43-58		
		NC	20		24		30		36		40		43		45			
<b>2</b>		PCM x LADO/CFM by SIDE	937	937	1250	1250	1562	1562	1875	1875	2187	2187	2500	2500	2812	2812		
		TIRO / THROW-Pies	24-43	24-43	33-50	33-50	41-56	41-56	45-61	45-61	49-66	49-66	53-71	53-71	56-76	56-76		
		NC	20		24		30		36		40		43		45			
<b>1</b>		PCM x LADO/CFM by SIDE	1875		2500		3125		3750		4375		5000		5625			
		TIRO / THROW-Pies	43-58		50-67		55-75		61-82		66-89		70-96		75-100			
		NC	20		24		30		36		40		43		45			

VIAS/ WAYS	<b>36x36</b> An / Ac = 9.000	PCM / CFM		2700		3600		4500		5400		6300		7200		8100		
		LADO / SIDE	X	Y	X	Y	X	Y	X	Y	X	Y	X	Y	X	Y	X	Y
<b>4</b>		PCM x LADO/CFM by SIDE	675	675	900	900	1125	1125	1350	1350	1575	1575	1800	1800	2025	2025		
		TIRO / THROW-Pies	25-40	25-40	34-46	34-46	38-52	38-52	42-57	42-57	46-61	46-61	48-65	48-65	52-70	52-70		
		NC	21		26		32		38		42		44		46			
<b>3</b>		PCM x LADO/CFM by SIDE	1012	675	1350	900	1687	1125	2025	1350	2362	1575	2700	1800	3037	2025		
		TIRO / THROW-Pies	29-46	25-40	38-54	34-46	44-59	38-52	48-65	42-57	52-70	46-61	56-75	48-65	58-80	52-70		
		NC	21		26		32		38		42		44		46			
<b>2</b>		PCM x LADO/CFM by SIDE	1350	1350	1800	1800	2250	2250	2700	2700	3150	3150	3600	3600	4050	4050		
		TIRO / THROW-Pies	30-52	30-52	39-60	39-60	50-68	50-68	54-74	54-74	58-80	58-80	63-85	63-85	66-90	66-90		
		NC	21		26		32		38		42		44		46			
<b>1</b>		PCM x LADO/CFM by SIDE	2700		3600		4500		5400		6300		7200		8100			
		TIRO / THROW-Pies	51-69		59-80		66-90		73-99		79-106		84-114		89-121			
		NC	21		26		32		38		42		44		46			

NOTA: LOS TIROS TABULADOS SON PARA VELOCIDADES TERMINALES DE 100 Y 50 PPM RESPECTIVAMENTE, PARA VELOCIDADES TERMINALES DE 150 PPM EL TIRO EQUIVALE AL 50% DEL TIRO MAYOR.



grupo namm, s.a. de c.v

mtly, nl (81) 1292 4019

cdmx (55) 5264 2606

www.namm.com.mx



Marca registrada y modelo protegido por varias patentes y diseños industriales. Prohibido la reproducción parcial o total, copia, comercialización o cualquier actividad no autorizada de este modelo y/o contenido de la ficha técnica.



# MODELOS DCV, DCP, DM y DCPT

## DIFUSORES DIRECCIONALES TIPO DIAMANTE CUADRADOS / SQUARE DIRECTIONAL DIFFUSERS

TABLAS DE RENDIMIENTO / PERFORMANCE TABLES

TABLA 4	TAMAÑO YA REA DEL CUELLO NECK SIZE & AREA	VEL. CUELLO NECK VEL.	300 PPM / FPM	400 PPM / FPM	500 PPM / FPM	600 PPM / FPM	700 PPM / FPM	800 PPM / FPM	900 PPM / FPM
		PRESION TOTAL TOTAL PRESS	0.0392	0.0725	0.1155	0.1668	0.2278	0.2975	0.3820

VIAS/ WAYS	42X42 An / Ac = 12.25	PCM / CFM		3750		5000		6250		7500		8750		10000		11250	
		LADO / SIDE	X	Y	X	Y	X	Y	X	Y	X	Y	X	Y	X	Y	
4		PCM x LADO/CFM by SIDE	937	937	1250	1250	1562	1562	1875	1875	2187	2187	2500	2500	2812	2812	
		TIRO / THROW-Pies	32-44	32-44	33-53	33-53	40-58	40-58	43-61	43-61	46-66	46-66	54-76	54-76	56-81	56-81	
		NC	23		26		32		36		40		44		47		
3		PCM x LADO/CFM by SIDE	1406	937	1875	1250	2344	1562	2812	1875	3281	2187	3750	2500	4219	2812	
		TIRO / THROW-Pies	37-53	32-44	43-61	33-53	48-70	40-58	56-81	43-61	62-89	46-66	64-90	54-76	70-93	56-81	
		NC	23		26		32		36		40		44		47		
2		PCM x LADO/CFM by SIDE	1875	1875	2500	2500	3125	3125	3750	3750	4375	4375	5000	5000	5625	5625	
		TIRO / THROW-Pies	45-63	45-63	54-76	54-76	61-87	61-87	64-90	64-90	72-96	72-96	75-99	75-99	78-104	78-104	
		NC	23		26		32		36		40		44		47		
1		PCM x LADO/CFM by SIDE	3750		5000		6250		7500		8750		10000		11250		
		TIRO / THROW-Pies	65-91		75-99		78-110		86-115		87-124		100-132		104-140		
		NC	23		26		32		36		40		44		47		

VIAS/ WAYS	48X48 An / Ac = 16.00	PCM / CFM		4800		6400		8000		9600		11200		12800		14400	
		LADO / SIDE	X	Y	X	Y	X	Y	X	Y	X	Y	X	Y	X	Y	
4		PCM x LADO/CFM by SIDE	1200	1200	1600	1600	2000	2000	2400	2400	2800	2800	3200	3200	3600	3600	
		TIRO / THROW-Pies	33-53	33-53	43-61	43-61	49-69	49-69	53-75	53-75	56-81	56-81	61-87	61-87	63-89	63-89	
		NC	25		28		34		38		42		46		48		
3		PCM x LADO/CFM by SIDE	1800	1200	2400	1600	3000	2000	3600	2400	4200	2800	4800	3200	5400	3600	
		TIRO / THROW-Pies	45-63	33-53	53-75	43-61	58-84	49-69	63-89	53-75	70-94	56-81	74-97	61-87	76-102	63-89	
		NC	25		28		34		38		42		46		48		
2		PCM x LADO/CFM by SIDE	2400	2400	3200	3200	4000	4000	4800	4800	5600	5600	6400	6400	7200	7200	
		TIRO / THROW-Pies	53-75	53-75	61-87	61-87	68-91	68-91	74-97	74-97	78-104	78-104	80-113	80-113	84-118	84-118	
		NC	25		28		34		38		42		46		48		
1		PCM x LADO/CFM by SIDE	4800		6400		8000		9600		11200		12800		14400		
		TIRO / THROW-Pies	74-97		80-113		84-122		90-130		104-140		106-146		112-160		
		NC	25		28		34		38		42		46		48		

VIAS/ WAYS	54X54 An / Ac = 20.25	PCM / CFM		5850		7800		9750		11700		13650		15600		17550	
		LADO / SIDE	X	Y	X	Y	X	Y	X	Y	X	Y	X	Y	X	Y	
4		PCM x LADO/CFM by SIDE	1462	1462	1950	1950	2437	2437	2925	2925	3412	3412	3900	3900	4387	4387	
		TIRO / THROW-Pies	37-53	37-53	46-65	46-65	53-75	53-75	57-83	57-83	63-88	63-88	65-90	65-90	68-93	68-93	
		NC	27		30		36		40		44		48		50		
3		PCM x LADO/CFM by SIDE	2194	1462	2925	1950	3656	2437	4387	2925	5119	3412	5850	3900	6581	4387	
		TIRO / THROW-Pies	46-66	37-53	57-83	46-65	63-89	53-75	73-96	57-83	75-100	60-82	80-106	65-90	82-115	73-96	
		NC	27		30		36		40		44		48		50		
2		PCM x LADO/CFM by SIDE	2925	2925	3900	3900	4875	4875	5850	5850	6825	6825	7800	7800	8775	8775	
		TIRO / THROW-Pies	57-83	57-83	65-90	65-90	70-98	70-98	80-106	80-106	84-118	84-118	82-117	82-117	87-126	87-126	
		NC	27		30		36		40		44		48		50		
1		PCM x LADO/CFM by SIDE	5850		7800		9750		11700		13650		15600		17550		
		TIRO / THROW-Pies	80-106		82-117		93-132		105-142		108-150		118-170		128-182		
		NC	27		30		36		40		44		48		50		

NOTA: LOS TIROS TABULADOS SON PARA VELOCIDADES TERMINALES DE 100 Y 50 PPM RESPECTIVAMENTE, PARA VELOCIDADES TERMINALES DE 150 PPM EL TIRO EQUIVALE AL 50% DEL TIRO MAYOR.



grupo namm, s.a. de c.v

mty,ni (81) 1292 4019

cdmx (55) 5264 2606

www.namm.com.mx



Marca registrada y modelo protegido por varias patentes y diseños industriales. Prohibido la reproducción parcial o total, copia, comercialización o cualquier actividad no autorizada de este modelo y/o contenido de la ficha técnica.



# MODELOS DCV, DCP, DM y DCPT

## DIFUSORES DIRECCIONALES TIPO DIAMANTE RECTANGulares / RECTANGULAR

## DIRECTIONAL DIFFUSERS

### TABLAS DE RENDIMIENTO / PERFORMANCE TABLES

**TABLA 5**

NECK SIZE & AREA TAMAÑO Y REA DEL CUELLO	VEL. CUELLO NECK VEL.	300 PPM / FPM	400 PPM / FPM	500 PPM / FPM	600 PPM / FPM	700 PPM / FPM	800 PPM / FPM	900 PPM / FPM
	PRESION TOTAL TOTAL PRESS.	0.0392	0.0725	0.1155	0.1668	0.2278	0.2975	0.3820

PULGADAS H<sub>2</sub>O / INCHES H<sub>2</sub>O

VIAS / WAYS	<b>6x9</b> An / Ac = 0.375	PCM / CFM	113		150		188		225		263		300		338	
			LADO / SIDE	X	Y	X	Y	X	Y	X	Y	X	Y	X	Y	X
4		PCM x LADO/CFM by SIDE	18	38	25	50	32	62	37	75	45	87	50	100	56	113
		TIRO / THROW-Pies	5-10	8-11	7-12	10-13	8-12	11-15	9-13	12-18	10-14	13-19	11-16	14-21	12-17	15-23
		NC	-		-		20		26		30		33		36	
3		PCM x LADO/CFM by SIDE	35	42	47	56	59	70	70	85	82	99	94	112	105	128
		TIRO / THROW-Pies	6-11	9-13	8-13	11-17	9-14	12-18	10-15	13-19	11-16	15-21	12-18	16-23	13-19	18-25
		NC	-		-		20		26		30		33		36	
2		PCM x LADO/CFM by SIDE	56		75		94		112		131		150		169	
		TIRO / THROW-Pies	8-14		10-16		12-18		14-20		15-22		16-24		17-25	
		NC	-		-		20		26		30		33		36	
1		PCM x LADO/CFM by SIDE	37	75	50	100	64	124	75	150	88	175	100	200	113	225
		TIRO / THROW-Pies	8-10	10-14	9-12	11-15	10-13	12-16	11-14	13-18	12-15	14-20	13-16	16-22	14-18	17-24
		NC	-		-		20		26		30		33		36	
1		PCM x LADO/CFM by SIDE	113		150		188		225		263		300		338	
		TIRO / THROW-Pies	12-17		14-20		16-22		18-24		19-26		20-28		21-30	
		NC	-		-		20		26		30		33		36	

VIAS / WAYS	<b>6x12</b> An / Ac = 0.500	PCM / CFM	150		200		250		300		350		400		450	
			LADO / SIDE	X	Y	X	Y	X	Y	X	Y	X	Y	X	Y	X
4		PCM x LADO/CFM by SIDE	18	57	25	75	32	93	37	113	45	130	50	150	56	169
		TIRO / THROW-Pies	7-11	10-15	8-13	12-17	10-14	14-19	11-16	15-22	12-17	16-23	13-18	17-24	14-20	18-26
		NC	-		-		22		27		32		34		37	
3		PCM x LADO/CFM by SIDE	37	75	50	100	64	122	75	150	90	170	100	200	112	225
		TIRO / THROW-Pies	7-12	12-17	9-14	14-19	11-16	16-23	13-18	17-24	14-19	19-27	15-20	20-28	16-22	21-30
		NC	-		-		22		27		32		34		37	
2		PCM x LADO/CFM by SIDE	75		100		125		150		175		200		225	
		TIRO / THROW-Pies	9-16		12-18		15-20		16-22		17-24		18-26		20-28	
		NC	-		-		22		27		32		34		37	
1		PCM x LADO/CFM by SIDE	37	113	50	150	62	188	75	225	90	260	100	300	112	338
		TIRO / THROW-Pies	7-12	10-14	9-14	12-18	11-16	15-20	13-18	16-23	14-19	17-24	15-20	17-25	16-22	19-27
		NC	-		-		22		27		32		34		37	
1		PCM x LADO/CFM by SIDE	150		200		250		300		350		400		450	
		TIRO / THROW-Pies	13-20		16-22		18-26		20-28		21-30		22-32		23-34	
		NC	-		-		22		27		32		34		37	

VIAS / WAYS	<b>6x15</b> An / Ac = 0.625	PCM / CFM	188		250		313		375		438		500		563	
			LADO / SIDE	X	Y	X	Y	X	Y	X	Y	X	Y	X	Y	X
4		PCM x LADO/CFM by SIDE	18	76	25	100	32	124	37	150	45	174	50	200	56	225
		TIRO / THROW-Pies	7-12	12-15	11-15	14-18	12-16	15-20	13-18	16-22	14-19	18-24	15-20	19-26	16-21	20-28
		NC	-		-		23		28		32		35		38	
3		PCM x LADO/CFM by SIDE	37	114	50	150	64	185	75	225	90	258	100	300	112	339
		TIRO / THROW-Pies	8-14	13-20	10-16	16-23	12-17	18-25	14-19	20-28	15-21	21-30	16-22	23-32	17-24	24-34
		NC	-		-		23		28		32		35		38	
2		PCM x LADO/CFM by SIDE	94		125		156		187		219		250		281	
		TIRO / THROW-Pies	11-17		13-20		15-23		17-26		19-28		21-30		22-31	
		NC	-		-		23		28		32		35		38	
1		PCM x LADO/CFM by SIDE	37	151	50	200	64	249	75	300	90	348	100	400	112	541
		TIRO / THROW-Pies	8-14	12-17	10-15	14-21	12-19	15-22	14-21	17-24	15-23	19-28	16-24	20-29	17-25	21-30
		NC	-		-		23		28		32		35		38	
1		PCM x LADO/CFM by SIDE	188		250		313		375		438		500		563	
		TIRO / THROW-Pies	15-21		18-25		20-28		22-31		23-33		25-36		26-38	
		NC	-		-		23		28		32		35		38	

NOTA: LOS TIROS TABULADOS SON PARA VELOCIDADES TERMINALES DE 100 Y 50 PPM RESPECTIVAMENTE, PARA VELOCIDADES TERMINALES DE 150 PPM EL TIRO EQUIVALE AL 50% DEL TIRO MAYOR.



# MODELOS DCV, DCP, DM y DCPT

## DIFUSORES DIRECCIONALES TIPO DIAMANTE RECTANGULARES / RECTANGULAR

### DIRECTIONAL DIFFUSERS

#### TABLAS DE RENDIMIENTO / PERFORMANCE TABLES

**TABLA 6**

TAMAÑO REA DEL CUELLO NECK SIZE & A REA	VEL. CUELLO NECK VEL.	300 PPM / FPM	400 PPM / FPM	500 PPM / FPM	600 PPM / FPM	700 PPM / FPM	800 PPM / FPM	900 PPM / FPM
	PRESION TOTAL TOTAL PRESS.	0.0392	0.0725	0.1155	0.1668	0.2278	0.2975	0.3820
		PULGADAS H <sub>2</sub> O / INCHES H <sub>2</sub> O						

VIAS / WAYS	<b>6x18</b> An / Ac = 0.750	PCM / CFM		225		300		375		450		525		600		675	
		LADO / SIDE	X	Y	X	Y	X	Y	X	Y	X	Y	X	Y	X	Y	
4		PCM x LADO/CFM by SIDE	18	94	25	125	32	155	37	188	45	217	50	250	56	281	
		TIRO / THROW-Pies	8-13	12-18	11-16	13-21	12-17	15-23	13-19	17-26	15-20	18-28	16-22	20-30	17-23	21-32	
		NC	-		-		22		28		33		36		40		
3		PCM x LADO/CFM by SIDE	37	150	50	200	63	250	75	300	87	350	100	400	112	450	
		TIRO / THROW-Pies	9-14	15-21	12-17	17-24	15-19	20-27	16-21	22-30	17-23	23-33	19-25	25-35	20-26	27-37	
		NC	-		-		22		28		33		36		40		
2		PCM x LADO/CFM by SIDE	112		150		187		225		262		300		337		
		TIRO / THROW-Pies	12-19		15-23		18-26		20-29		21-31		23-33		25-35		
		NC	-		-		22		28		33		36		40		
1		PCM x LADO/CFM by SIDE	37	188	50	250	64	311	75	375	90	435	100	500	112	563	
		TIRO / THROW-Pies	9-14	14-18	11-17	16-20	14-19	18-23	15-21	20-26	16-23	21-28	18-25	23-30	19-26	24-33	
		NC	-		-		22		28		33		36		40		
1		PCM x LADO/CFM by SIDE	225		300		375		450		525		600		675		
		TIRO / THROW-Pies	17-23		20-27		22-31		24-34		26-37		27-39		29-41		
		NC	-		-		22		28		33		36		40		

VIAS / WAYS	<b>6x21</b> An / Ac = 0.875	PCM / CFM		263		350		438		525		613		700		788	
		LADO / SIDE	X	Y	X	Y	X	Y	X	Y	X	Y	X	Y	X	Y	
4		PCM x LADO/CFM by SIDE	18	113	25	150	32	187	37	225	45	261	50	300	56	338	
		TIRO / THROW-Pies	8-14	12-18	11-16	14-21	13-18	16-24	15-20	18-27	16-23	20-29	17-25	21-31	18-26	23-33	
		NC	-		-		23		29		33		37		40		
3		PCM x LADO/CFM by SIDE	37	189	50	250	64	310	75	375	90	433	100	500	112	564	
		TIRO / THROW-Pies	10-16	15-22	12-18	18-26	14-21	20-30	15-23	22-33	17-25	24-35	19-27	27-38	20-29	29-42	
		NC	-		-		23		29		33		37		40		
2		PCM x LADO/CFM by SIDE	131		175		219		262		306		350		394		
		TIRO / THROW-Pies	12-20		15-23		18-26		21-30		24-33		27-36		28-38		
		NC	-		-		23		29		33		37		40		
1		PCM x LADO/CFM by SIDE	37	226	50	300	64	374	75	450	90	523	100	600	112	676	
		TIRO / THROW-Pies	10-16	15-20	13-20	17-23	15-22	19-26	16-24	21-28	18-26	22-30	19-27	24-33	20-29	26-36	
		NC	-		-		23		29		33		37		40		
1		PCM x LADO/CFM by SIDE	263		350		438		525		613		700		788		
		TIRO / THROW-Pies	17-25		20-29		23-32		25-36		28-39		30-42		32-45		
		NC	-		-		22		29		33		37		40		

VIAS / WAYS	<b>6x24</b> An / Ac = 1.000	PCM / CFM		300		400		500		600		700		800		900	
		LADO / SIDE	X	Y	X	Y	X	Y	X	Y	X	Y	X	Y	X	Y	
4		PCM x LADO/CFM by SIDE	18	132	25	175	32	218	37	263	45	305	50	350	56	394	
		TIRO / THROW-Pies	9-15	14-20	12-18	17-22	13-18	18-24	15-26	21-30	16-23	23-30	17-25	24-32	18-27	25-34	
		NC	-		-		23		29		34		38		41		
3		PCM x LADO/CFM by SIDE	37	226	50	300	64	372	75	450	90	520	100	600	112	676	
		TIRO / THROW-Pies	10-17	18-24	13-20	21-28	16-22	24-32	18-25	25-35	19-27	27-38	21-29	29-41	22-31	31-44	
		NC	-		-		23		29		34		38		41		
2		PCM x LADO/CFM by SIDE	150		200		250		300		350		400		450		
		TIRO / THROW-Pies	13-22		16-26		20-28		23-31		25-34		26-37		28-39		
		NC	-		-		23		29		34		38		41		
1		PCM x LADO/CFM by SIDE	37	263	50	350	64	436	75	525	90	610	100	700	112	788	
		TIRO / THROW-Pies	10-17	15-21	13-20	17-23	16-22	20-28	18-25	22-30	19-27	24-33	20-29	26-35	21-31	28-38	
		NC	-		-		23		29		34		38		41		
1		PCM x LADO/CFM by SIDE	300		400		500		600		700		800		900		
		TIRO / THROW-Pies	20-27		23-32		25-36		27-40		30-43		32-46		34-48		
		NC	-		-		23		29		34		38		41		

NOTA: LOS TIROS TABULADOS SON PARA VELOCIDADES TERMINALES DE 100 Y 50 PPM RESPECTIVAMENTE, PARA VELOCIDADES TERMINALES DE 150 PPM EL TIRO EQUIVALE AL 50% DEL TIRO MAYOR.





# MODELOS DCV, DCP, DM y DCPT

## DIFUSORES DIRECCIONALES TIPO DIAMANTE RECTANGulares / RECTANGULAR

### TABLAS DE RENDIMIENTO / PERFORMANCE TABLES

### DIRECTIONAL DIFFUSERS

**TABLA  
7**

TAMAÑO Y AREA DEL CUELLO NECK SIZE & AREA	VEL. CUELLO NECK VEL.	300 PPM / FPM	400 PPM / FPM	500 PPM / FPM	600 PPM / FPM	700 PPM / FPM	800 PPM / FPM	900 PPM / FPM
	PRESION TOTAL TOTAL PRESS.	0.0392	0.0725	0.1155	0.1668	0.2278	0.2975	0.3820

PULGADAS H<sub>2</sub>O INCHES H<sub>2</sub>O

VIAS / WAYS	<b>6x30</b> An / Ac = 1.250	PCM / CFM	375		500		625		750		875		1000		1125	
			LADO / SIDE	X	Y	X	Y	X	Y	X	Y	X	Y	X	Y	X
<b>4</b>		PCM x LADO/CFM by SIDE	19	168	25	225	31	281	38	337	43	394	50	450	56	506
		TIRO / THROW-Pies	10-16	15-21	13-18	18-23	15-20	19-26	17-22	22-31	17-24	24-31	19-26	25-33	20-28	26-35
		NC	-		20		24		30		35		38		42	
<b>3</b>		PCM x LADO/CFM by SIDE	37	300	50	400	62	500	75	600	87	700	100	800	112	900
		TIRO / THROW-Pies	11-18	18-26	14-21	21-30	17-23	24-33	19-26	26-37	21-29	29-40	21-31	30-42	23-33	32-45
		NC	-		20		24		30		35		38		42	
<b>2</b>		PCM x LADO/CFM by SIDE	187		250		312		375		437		500		562	
		TIRO / THROW-Pies	14-24		19-27		23-31		24-33		26-36		28-39		30-41	
		NC	-		20		24		30		35		38		42	
<b>1</b>		PCM x LADO/CFM by SIDE	37	338	50	450	63	562	75	675	88	787	100	900	112	1013
		TIRO / THROW-Pies	11-18	16-22	14-21	19-26	17-24	21-29	19-26	23-31	21-28	25-34	22-31	27-37	23-33	28-40
		NC	-		20		24		30		35		38		42	

VIAS / WAYS	<b>9x12</b> An / Ac = 0.750	PCM / CFM	225		300		375		450		525		600		675	
			LADO / SIDE	X	Y	X	Y	X	Y	X	Y	X	Y	X	Y	X
<b>4</b>		PCM x LADO/CFM by SIDE	42	70	56	94	70	117	84	141	98	164	113	187	126	211
		TIRO / THROW-Pies	8-12	12-17	11-15	14-19	12-17	15-21	13-18	17-24	14-19	18-26	15-21	20-27	16-22	21-29
		NC	-		-		22		29		33		35		40	
<b>3</b>		PCM x LADO/CFM by SIDE	75	75	100	100	125	125	150	150	175	175	200	200	225	225
		TIRO / THROW-Pies	8-14	12-18	11-17	15-21	14-18	17-24	15-20	19-26	15-22	20-28	17-24	22-30	18-25	23-32
		NC	-		-		22		29		33		35		40	
<b>2</b>		PCM x LADO/CFM by SIDE	112		150		187		225		262		300		337	
		TIRO / THROW-Pies	12-18		14-21		17-24		19-26		20-28		22-30		23-32	
		NC	-		-		22		29		33		35		40	
<b>1</b>		PCM x LADO/CFM by SIDE	85	140	113	187	141	234	169	281	197	328	225	375	253	422
		TIRO / THROW-Pies	8-14	13-18	11-17	14-20	14-18	16-22	14-20	18-25	15-22	19-26	17-24	21-28	18-25	22-30
		NC	-		-		22		29		33		35		40	

VIAS / WAYS	<b>9x15</b> An / Ac = 0.937	CFM / PCM	281		375		469		562		656		750		843	
			LADO / SIDE	X	Y	X	Y	X	Y	X	Y	X	Y	X	Y	X
<b>4</b>		PCM x LADO/CFM by SIDE	42	98	56	131	70	164	85	196	99	229	113	262	127	295
		TIRO / THROW-Pies	9-14	13-18	12-17	15-21	14-18	17-24	14-20	19-26	15-22	21-28	17-24	22-31	18-24	23-33
		NC	-		-		23		30		34		36		40	
<b>3</b>		PCM x LADO/CFM by SIDE	82	117	109	157	136	197	164	234	192	272	219	312	246	351
		TIRO / THROW-Pies	10-15	13-20	12-17	17-24	14-18	18-26	16-23	21-29	18-24	23-31	19-26	24-33	20-28	25-35
		NC	-		-		23		30		34		36		40	
<b>2</b>		PCM x LADO/CFM by SIDE	140		187		234		281		328		375		421	
		TIRO / THROW-Pies	12-20		16-24		19-26		21-29		23-32		24-33		26-36	
		NC	-		-		23		30		34		36		40	
<b>1</b>		PCM x LADO/CFM by SIDE	85	196	113	262	141	328	169	393	197	459	225	525	253	590
		TIRO / THROW-Pies	9-16	14-19	13-18	16-22	14-20	18-26	16-22	20-27	18-25	22-29	19-26	24-31	20-28	25-33
		NC	-		-		23		30		34		36		40	

NOTA: LOS TIROS TABULADOS SON PARA VELOCIDADES TERMINALES DE 100 Y 50 PPM RESPECTIVAMENTE, PARA VELOCIDADES TERMINALES DE 150 PPM EL TIRO EQUIVALE AL 50% DEL TIRO MAYOR.



# MODELOS DCV, DCP, DM y DCPT DIFUSORES DIRECCIONALES TIPO DIAMANTE RECTANGULARES / RECTANGULAR

## TABLAS DE RENDIMIENTO / PERFORMANCE TABLES

## DIRECTIONAL DIFFUSERS

**TABLA 8**

TAMAÑO YA REA DEL CUELLO / NECK SIZE & AREA	VEL. CUELLO / NECK VEL.	300 PPM / FPM	400 PPM / FPM	500 PPM / FPM	600 PPM / FPM	700 PPM / FPM	800 PPM / FPM	900 PPM / FPM
	PRESION TOTAL / TOTAL PRESS.	0.0392	0.0725	0.1155	0.1668	0.2278	0.2975	0.3820
PULGADAS H <sub>2</sub> O / INCHES H <sub>2</sub> O								

VIAS / WAYS	<b>9x18</b> An / Ac = 1.125	PCM / CFM		338		450		563		675		788		900		1013	
		LADO / SIDE		X	Y	X	Y	X	Y	X	Y	X	Y	X	Y	X	Y
<b>4</b>		PCM x LADO/CFM by SIDE	43	126	57	168	70	211	84	253	99	295	113	337	126	380	
		TIRO / THROW-Pies	10-16	14-20	12-18	17-24	14-20	19-26	16-22	21-29	17-24	23-31	19-26	24-33	20-27	25-35	
		NC	-		-		24		30		34		37		41		
<b>3</b>		PCM x LADO/CFM by SIDE	84	169	112	225	140	281	169	337	197	394	225	450	253	506	
		TIRO / THROW-Pies	10-18	17-24	14-20	20-28	16-23	22-32	18-24	24-34	19-27	27-37	21-33	29-40	22-30	30-42	
		NC	-		-		24		30		34		37		41		
<b>2</b>		PCM x LADO/CFM by SIDE	169		225		281		337		394		450		506		
		TIRO / THROW-Pies	13-23		17-26		20-29		23-31		25-34		27-37		28-39		
		NC	-		-		24		30		34		37		41		
<b>1</b>		PCM x LADO/CFM by SIDE	85	253	113	337	141	422	169	506	197	591	225	675	253	760	
		TIRO / THROW-Pies	10-17	15-21	13-20	17-24	16-23	19-27	18-24	21-29	19-27	23-32	20-29	25-35	21-30	27-37	
		NC	-		-		24		30		34		37		41		
<b>1</b>		PCM x LADO/CFM by SIDE	338		450		563		675		788		900		1013		
		TIRO / THROW-Pies	20-27		22-31		25-35		28-38		30-42		32-45		34-47		
		NC	-		-		24		30		34		37		41		

VIAS / WAYS	<b>9x21</b> An / Ac = 1.312	PCM / CFM		394		525		656		788		919		1050		1181	
		LADO / SIDE		X	Y	X	Y	X	Y	X	Y	X	Y	X	Y	X	Y
<b>4</b>		PCM x LADO/CFM by SIDE	43	154	57	206	70	258	84	310	99	360	113	412	126	464	
		TIRO / THROW-Pies	10-16	15-22	14-19	18-25	15-22	21-28	17-23	22-30	18-26	24-33	19-28	26-36	21-30	28-37	
		NC	-		-		24		31		35		38		41		
<b>3</b>		PCM x LADO/CFM by SIDE	84	225	113	300	140	375	169	450	197	525	225	600	253	675	
		TIRO / THROW-Pies	10-18	18-26	14-22	21-30	18-24	24-34	18-27	27-37	20-29	28-40	22-30	31-43	23-33	33-45	
		NC	-		-		24		31		35		38		41		
<b>2</b>		PCM x LADO/CFM by SIDE	197		262		328		394		459		525		590		
		TIRO / THROW-Pies	14-24		18-28		22-31		25-34		27-37		20-39		30-42		
		NC	-		-		24		31		35		38		41		
<b>1</b>		PCM x LADO/CFM by SIDE	85	309	113	412	141	515	169	619	197	722	225	825	253	928	
		TIRO / THROW-Pies	10-18	16-22	14-22	18-26	18-24	21-30	18-27	23-32	19-29	25-35	22-30	27-37	23-33	21-40	
		NC	-		-		24		31		35		38		41		
<b>1</b>		PCM x LADO/CFM by SIDE	394		525		656		788		919		1050		1181		
		TIRO / THROW-Pies	21-29		24-34		27-38		30-42		32-45		34-47		32-52		
		NC	-		-		24		31		35		38		41		

VIAS / WAYS	<b>9x24</b> An / Ac = 1.500	PCM / CFM		450		600		750		900		1050		1200		1350	
		LADO / SIDE		X	Y	X	Y	X	Y	X	Y	X	Y	X	Y	X	Y
<b>4</b>		PCM x LADO/CFM by SIDE	43	182	57	243	70	305	84	366	99	426	112	488	126	548	
		TIRO / THROW-Pies	11-17	16-22	15-20	19-26	16-22	21-29	18-24	23-32	19-26	25-34	21-28	27-37	22-30	29-38	
		NC	-		20		24		32		34		39		42		
<b>3</b>		PCM x LADO/CFM by SIDE	84	281	112	375	140	469	169	562	197	656	225	750	253	844	
		TIRO / THROW-Pies	11-19	20-26	15-22	22-31	18-25	25-35	20-27	28-38	22-29	30-41	23-32	32-41	24-31	34-47	
		NC	-		20		24		32		34		39		42		
<b>2</b>		PCM x LADO/CFM by SIDE	225		300		375		450		525		600		675		
		TIRO / THROW-Pies	15-25		20-28		23-32		26-35		28-37		30-41		31-43		
		NC	-		20		24		32		34		39		42		
<b>1</b>		PCM x LADO/CFM by SIDE	85	365	113	487	141	609	169	731	197	853	225	975	254	1096	
		TIRO / THROW-Pies	11-19	17-24	15-22	20-27	18-25	22-30	20-27	24-33	22-29	26-36	23-31	28-39	24-33	30-42	
		NC	-		20		24		32		34		39		42		
<b>1</b>		PCM x LADO/CFM by SIDE	450		600		750		900		1050		1200		1350		
		TIRO / THROW-Pies	22-30		21-35		29-39		31-42		34-46		36-49		38-52		
		NC	-		20		24		32		34		39		42		

NOTA: LOS TIROS TABULADOS SON PARA VELOCIDADES TERMINALES DE 100 Y 50 PPM RESPECTIVAMENTE, PARA VELOCIDADES TERMINALES DE 150 PPM EL TIRO EQUIVALE AL 50% DEL TIRO MAYOR.



# MODELOS DCV, DCP, DM y DCPT

## DIFUSORES DIRECCIONALES TIPO DIAMANTE RECTANGULARES / RECTANGULAR

## DIRECTIONAL DIFFUSERS

### TABLAS DE RENDIMIENTO / PERFORMANCE TABLES

**TABLA 9**

TAMAÑO REA DEL CUELLO NECK SIZE & A REA	VEL. CUELLO NECK VEL.	300 PPM / FPM	400 PPM / FPM	500 PPM / FPM	600 PPM / FPM	700 PPM / FPM	800 PPM / FPM	900 PPM / FPM
	PRESION TOTAL TOTAL PRESS		0.0392	0.0725	0.1155	0.1668	0.2278	0.2975

PULGADAS H<sub>2</sub>O / INCHES H<sub>2</sub>O

VIAS/ WAYS	<b>9x30</b>	PCM / CFM	563		750		938		1125		1313		1500		1688	
		LADO / SIDE	X	Y	X	Y	X	Y	X	Y	X	Y	X	Y	X	Y
<b>4</b>		PCM x LADO/CFM by SIDE	43	239	57	318	70	399	84	478	99	558	113	637	127	717
		TIRO / THROW-Pies	12-19	18-25	16-22	21-29	18-25	23-32	20-27	26-35	22-29	28-38	23-32	30-41	24-33	32-43
		NC	-		21		25		32		35		39		43	
<b>3</b>		PCM x LADO/CFM by SIDE	84	395	112	526	141	656	169	787	197	919	225	1050	253	1182
		TIRO / THROW-Pies	12-21	22-30	16-25	25-35	19-27	29-38	22-31	31-42	24-33	34-46	26-35	37-49	28-37	38-53
		NC	-		21		25		32		35		39		43	
<b>2</b>		PCM x LADO/CFM by SIDE	281		375		469		562		656		750		844	
		TIRO / THROW-Pies	16-27		22-32		26-36		29-39		31-42		33-45		36-48	
		NC	-		21		25		32		35		39		43	
<b>1</b>		PCM x LADO/CFM by SIDE	85	478	112	638	140	798	169	956	197	1116	225	1275	253	1435
		TIRO / THROW-Pies	12-21	18-26	16-25	22-30	20-27	25-34	22-31	27-37	24-33	29-40	26-35	31-42	28-37	33-46
		NC	-		21		25		32		35		39		43	

VIAS/ WAYS	<b>9x36</b> An / Ac = 2.250	PCM / CFM	675		900		1125		1350		1575		1800		2025	
		LADO / SIDE	X	Y	X	Y	X	Y	X	Y	X	Y	X	Y	X	Y
<b>4</b>		PCM x LADO/CFM by SIDE	43	295	57	393	70	492	84	591	99	688	112	788	126	886
		TIRO / THROW-Pies	14-21	20-27	18-24	23-31	20-27	26-35	22-30	29-38	23-32	30-42	25-35	33-45	27-37	35-47
		NC	-		22		26		33		36		39		43	
<b>3</b>		PCM x LADO/CFM by SIDE	84	507	112	676	141	844	169	1012	197	1181	225	1350	253	1519
		TIRO / THROW-Pies	14-23	24-32	18-27	28-38	22-31	31-42	24-33	34-47	27-36	37-50	29-38	40-54	30-41	42-57
		NC	-		22		26		33		36		39		43	
<b>2</b>		PCM x LADO/CFM by SIDE	337		450		562		675		787		900		1012	
		TIRO / THROW-Pies	18-30		24-35		29-39		31-43		34-47		36-50		39-53	
		NC	-		22		26		33		36		39		43	
<b>1</b>		PCM x LADO/CFM by SIDE	84	591	112	788	140	985	168	1182	198	1377	224	1576	252	1773
		TIRO / THROW-Pies	14-23	21-28	18-27	24-33	22-31	27-37	24-33	30-41	27-36	32-44	29-38	35-47	30-41	37-50
		NC	-		22		26		33		36		39		43	

VIAS/ WAYS	<b>12x15</b> An / Ac = 1.250	PCM / CFM	375		500		625		750		875		1000		1125	
		SIDE / LADO	X	Y	X	Y	X	Y	X	Y	X	Y	X	Y	X	Y
<b>4</b>		PCM x LADO/CFM by SIDE	75	112	100	150	125	187	150	225	175	262	200	300	225	337
		TIRO / THROW-Pies	10-16	15-20	13-18	17-23	15-20	19-26	16-22	21-29	17-24	22-31	19-26	24-33	20-27	26-35
		NC	-		20		24		31		34		37		42	
<b>3</b>		PCM x LADO/CFM by SIDE	129	117	172	156	215	195	258	234	301	273	344	312	386	352
		TIRO / THROW-Pies	10-17	15-22	14-20	19-26	16-22	21-29	18-25	23-31	20-28	26-34	21-29	27-37	22-31	29-39
		NC	-		20		24		31		34		37		42	
<b>2</b>		PCM x LADO/CFM by SIDE	187		250		312		375		437		500		562	
		TIRO / THROW-Pies	13-22		18-26		22-29		23-32		25-34		27-37		29-39	
		NC	-		20		24		31		34		37		42	
<b>1</b>		PCM x LADO/CFM by SIDE	150	225	200	300	250	375	300	450	350	525	400	600	450	675
		TIRO / THROW-Pies	10-17	15-21	14-20	18-25	16-22	20-27	18-25	22-30	20-26	24-32	21-29	26-35	22-31	27-37
		NC	-		20		24		31		34		37		42	

NOTA: LOS TIROS TABULADOS SON PARA VELOCIDADES TERMINALES DE 100 Y 50 PPM RESPECTIVAMENTE, PARA VELOCIDADES TERMINALES DE 150 PPM EL TIRO EQUIVALE AL 50% DEL TIRO MAYOR.



# MODELOS DCV, DCP, DM y DCPT

## DIFUSORES DIRECCIONALES TIPO DIAMANTE RECTANGulares / RECTANGULAR

### TABLAS DE RENDIMIENTO / PERFORMANCE TABLES

### DIRECTIONAL DIFFUSERS

**TABLA 10**

TAMAÑO Y REA DEL CUELLO / NECK SIZE & AREA	VEL. CUELLO / NECK VEL.	300	400	500	600	700	800	900
	PRESION TOTAL / TOTAL PRESS.	PPM / FPM	PPM / FPM	PPM / FPM	PPM / FPM	PPM / FPM	PPM / FPM	PPM / FPM
		0.0392	0.0725	0.1155	0.1668	0.2278	0.2975	0.3820
PULGADAS H <sub>2</sub> O / INCHES H <sub>2</sub> O								

VIAS / WAYS	<b>12x18</b> A <sub>N</sub> / A <sub>C</sub> = 1.500	PCM / CFM		450		600		750		900		1050		1200		1350	
		LADO / SIDE		X	Y	X	Y	X	Y	X	Y	X	Y	X	Y	X	Y
4		PCM x LADO/CFM by SIDE		75	150	100	200	125	250	150	300	175	350	200	400	225	450
		TIRO / THROW-Pies		11-17	16-22	15-20	19-26	16-22	21-29	18-24	23-32	19-26	25-34	21-28	27-37	22-30	29-38
		NC		-		21		24		30		34		38		42	
3		PCM x LADO/CFM by SIDE		140	169	187	225	234	281	281	338	328	394	375	450	422	506
		TIRO / THROW-Pies		11-19	15-24	15-22	21-28	18-25	23-32	20-27	25-35	22-29	28-37	23-32	30-40	24-33	31-42
		NC		-		21		24		30		34		38		42	
2		PCM x LADO/CFM by SIDE		225		300		375		450		525		600		675	
		TIRO / THROW-Pies		15-25		20-28		23-32		26-35		28-37		30-41		31-43	
		NC		-		21		24		30		34		38		42	
		PCM x LADO/CFM by SIDE		150	300	200	400	250	500	300	600	350	700	400	800	450	900
		TIRO / THROW-Pies		11-19	17-23	15-22	20-26	18-25	22-30	20-27	24-33	22-29	26-36	23-32	28-38	24-33	29-41
1		PCM x LADO/CFM by SIDE		450		600		750		900		1050		1200		1350	
		TIRO / THROW-Pies		22-30		15-35		29-39		31-42		34-46		37-49		38-53	
		NC		-		21		24		30		34		38		42	

VIAS / WAYS	<b>12x21</b> A <sub>N</sub> / A <sub>C</sub> = 1.750	PCM / CFM		525		700		875		1050		1225		1400		1575	
		LADO / SIDE		X	Y	X	Y	X	Y	X	Y	X	Y	X	Y	X	Y
4		PCM x LADO/CFM by SIDE		75	187	100	250	125	312	150	375	175	437	200	500	225	562
		TIRO / THROW-Pies		12-18	17-24	15-21	20-27	17-24	22-31	19-26	25-34	21-28	27-37	22-31	29-39	23-32	30-42
		NC		-		21		25		32		35		38		42	
3		PCM x LADO/CFM by SIDE		148	230	197	306	246	383	295	460	344	536	394	612	443	689
		TIRO / THROW-Pies		12-21	17-26	16-24	22-31	20-26	25-34	22-29	28-37	23-32	30-41	25-34	32-43	27-36	34-46
		NC		-		21		25		32		35		38		42	
2		PCM x LADO/CFM by SIDE		262		350		437		525		612		700		787	
		TIRO / THROW-Pies		15-26		21-31		25-34		28-37		30-41		32-44		34-47	
		NC		-		21		25		32		35		38		42	
		PCM x LADO/CFM by SIDE		150	375	200	500	250	625	300	750	350	875	400	1000	450	1125
		TIRO / THROW-Pies		12-21	18-25	16-24	22-29	20-26	24-32	22-29	26-36	23-32	29-38	25-34	30-42	27-36	32-44
1		PCM x LADO/CFM by SIDE		525		700		875		1050		1225		1400		1575	
		TIRO / THROW-Pies		23-32		28-38		30-42		34-46		37-50		39-53		42-57	
		NC		-		21		25		32		35		38		42	

VIAS / WAYS	<b>12x24</b> A <sub>N</sub> / A <sub>C</sub> = 2.000	PCM / CFM		600		800		1000		1200		1400		1600		1800	
		LADO / SIDE		X	Y	X	Y	X	Y	X	Y	X	Y	X	Y	X	Y
4		PCM x LADO/CFM by SIDE		75	225	100	300	125	375	150	450	175	525	200	600	225	675
		TIRO / THROW-Pies		13-20	19-26	16-23	22-30	19-26	24-33	21-28	27-37	22-31	29-39	24-32	31-42	25-35	33-45
		NC		-		22		25		31		35		39		43	
3		PCM x LADO/CFM by SIDE		150	300	200	400	250	500	300	600	350	700	400	800	450	900
		TIRO / THROW-Pies		13-22	22-30	17-25	26-35	20-29	28-39	23-31	32-43	25-34	35-46	27-36	37-49	28-38	38-53
		NC		-		22		25		31		35		39		43	
2		PCM x LADO/CFM by SIDE		300		400		500		600		700		800		900	
		TIRO / THROW-Pies		16-27		22-32		26-35		28-39		31-42		34-44		35-48	
		NC		-		22		25		31		35		39		43	
		PCM x LADO/CFM by SIDE		150	450	200	600	250	750	300	900	350	1050	400	1200	450	1350
		TIRO / THROW-Pies		12-21	13-25	17-24	22-29	20-28	25-33	23-30	27-36	24-32	29-40	26-35	31-42	28-36	34-44
1		PCM x LADO/CFM by SIDE		600		800		1000		1200		1400		1600		1800	
		TIRO / THROW-Pies		24-33		28-38		32-43		35-47		38-51		40-54		43-57	
		NC		-		22		25		31		35		39		43	

NOTA: LOS TIROS TABULADOS SON PARA VELOCIDADES TERMINALES DE 100 Y 50 PPM RESPECTIVAMENTE, PARA VELOCIDADES TERMINALES DE 150 PPM EL TIRO EQUIVALE AL 50% DEL TIRO MAYOR.



# MODELOS DCV, DCP, DM y DCPT

## DIFUSORES DIRECCIONALES TIPO DIAMANTE RECTANGULARES / RECTANGULAR

### DIRECTIONAL DIFFUSERS

TABLAS DE RENDIMIENTO / PERFORMANCE TABLES

**TABLA 11**

TAMAÑO Y REA DEL CUELLO / NECK SIZE & REA	VEL. CUELLO / NECK VEL.	<b>300</b> PPM / FPM	<b>400</b> PPM / FPM	<b>300</b> PPM / FPM	<b>400</b> PPM / FPM	<b>700</b> PPM / FPM	<b>800</b> PPM / FPM	<b>900</b> PPM / FPM
	PRESION TOTAL / TOTAL PRESS.	0.0392	0.0725	0.1155 PULGADAS H <sub>2</sub> O / INCHES H <sub>2</sub> O		0.1668	0.2278	0.2975

VIAS / WAYS	<b>12x30</b> An / Ac = 2.500	PCM / CFM		<b>750</b>		<b>1000</b>		<b>1250</b>		<b>1500</b>		<b>1750</b>		<b>2000</b>		<b>2250</b>		
		LADO / SIDE	X	Y	X	Y	X	Y	X	Y	X	Y	X	Y	X	Y	X	Y
<b>4</b>		PCM x LADO/CFM by SIDE	75	300	100	400	125	500	150	600	175	700	200	800	225	900		
		TIRO / THROW-Pies	13-21	20-28	18-24	23-32	20-28	26-36	23-30	29-39	24-32	31-42	26-35	34-45	28-37	35-48		
		NC	-		22		26		32		36		39		44			
<b>3</b>		PCM x LADO/CFM by SIDE	150	450	200	600	250	750	300	900	350	1050	400	1200	450	1350		
		TIRO / THROW-Pies	14-24	24-33	18-28	28-38	23-31	32-43	25-33	35-47	27-36	38-51	29-39	40-54	31-41	43-57		
		NC	-		22		26		32		36		39		44			
<b>2</b>		PCM x LADO/CFM by SIDE	375		500		625		750		875		1000		1125			
		TIRO / THROW-Pies	18-30		24-35		29-40		32-41		34-47		37-50		40-53			
		NC	-		22		26		32		36		39		44			
<b>1</b>		PCM x LADO/CFM by SIDE	150	600	200	800	250	1000	300	1200	350	1400	400	1600	450	1800		
		TIRO / THROW-Pies	14-24	21-28	18-28	25-33	23-31	28-37	25-33	30-40	27-36	33-44	29-39	35-48	31-41	38-50		
		NC	-		22		26		32		36		39		44			

VIAS / WAYS	<b>12x36</b> An / Ac = 5.250	PCM / CFM		<b>900</b>		<b>1200</b>		<b>1500</b>		<b>1800</b>		<b>2100</b>		<b>2400</b>		<b>2700</b>		
		LADO / SIDE	X	Y	X	Y	X	Y	X	Y	X	Y	X	Y	X	Y	X	Y
<b>4</b>		PCM x LADO/CFM by SIDE	75	375	100	500	125	625	150	750	175	875	200	1000	225	1125		
		TIRO / THROW-Pies	15-23	23-30	20-27	26-35	23-30	29-39	24-33	32-43	27-36	34-46	28-38	37-49	30-40	39-52		
		NC	-		23		27		32		38		41		45			
<b>3</b>		PCM x LADO/CFM by SIDE	150	600	200	800	250	1000	300	1200	350	1400	400	1600	450	1800		
		TIRO / THROW-Pies	15-26	27-37	21-30	31-42	25-33	35-47	28-36	39-52	29-40	41-56	32-43	45-60	34-45	47-63		
		NC	-		23		27		32		38		41		45			
<b>2</b>		PCM x LADO/CFM by SIDE	450		600		750		900		1050		1200		1350			
		TIRO / THROW-Pies	20-33		27-39		32-43		35-48		38-51		41-55		44-58			
		NC	-		23		27		32		38		41		45			
<b>1</b>		PCM x LADO/CFM by SIDE	150	750	200	1000	250	1250	300	1500	350	1750	400	2000	450	2250		
		TIRO / THROW-Pies	15-26	23-32	21-30	27-36	25-33	30-44	28-36	34-44	29-40	36-48	32-43	39-52	34-45	41-55		
		NC	-		23		27		32		38		41		45			

VIAS / WAYS	<b>12x48</b> An / Ac = 4.000	PCM / CFM		<b>1200</b>		<b>1600</b>		<b>2000</b>		<b>2400</b>		<b>2800</b>		<b>3200</b>		<b>3600</b>		
		LADO / SIDE	X	Y	X	Y	X	Y	X	Y	X	Y	X	Y	X	Y	X	Y
<b>4</b>		PCM x LADO/CFM by SIDE	75	525	100	700	125	875	150	1050	175	1225	200	1400	225	1575		
		TIRO / THROW-Pies	17-27	26-36	23-31	30-40	26-35	34-45	28-38	37-49	31-41	40-53	33-44	43-57	35-47	45-60		
		NC	-		24		28		34		38		42		46			
<b>3</b>		PCM x LADO/CFM by SIDE	150	900	200	1200	250	1500	300	1800	350	2100	400	2400	450	2700		
		TIRO / THROW-Pies	17-30	31-42	24-35	36-48	29-39	41-54	32-43	45-60	34-46	48-64	37-49	51-68	39-52	55-73		
		NC	-		24		28		34		38		42		46			
<b>2</b>		PCM x LADO/CFM by SIDE	600		800		1000		1200		1400		1600		1800			
		TIRO / THROW-Pies	23-39		31-44		37-50		41-55		45-59		47-64		51-68			
		NC	-		24		28		34		38		42		46			
<b>1</b>		PCM x LADO/CFM by SIDE	150	1050	200	1400	250	1750	300	2100	350	2450	400	2800	450	3150		
		TIRO / THROW-Pies	17-30	27-37	24-35	31-42	29-39	35-48	32-43	39-52	34-46	42-56	37-49	45-60	39-52	47-64		
		NC	-		24		28		34		38		42		46			

NOTA: LOS TIROS TABULADOS SON PARA VELOCIDADES TERMINALES DE 100 Y 50 PPM RESPECTIVAMENTE, PARA VELOCIDADES TERMINALES DE 150 PPM EL TIRO EQUIVALE AL 50% DEL TIRO MAYOR.



# MODELOS DCV, DCP, DM y DCPT

## DIFUSORES DIRECCIONALES TIPO DIAMANTE RECTANGulares / RECTANGULAR

### DIRECTIONAL DIFFUSERS

#### TABLAS DE RENDIMIENTO / PERFORMANCE TABLES

**TABLA 12**

TAMAÑO REA DEL CUELLO / NECK SIZE & A REA	VEL. CUELLO NECK VEL.	300 PPM / FPM	400 PPM / FPM	500 PPM / FPM	600 PPM / FPM	700 PPM / FPM	800 PPM / FPM	900 PPM / FPM
	PRESION TOTAL TOTAL PRESS.	0.0392	0.0725	0.1155	0.1668	0.2278	0.2975	0.3820
		PULGADAS H <sub>2</sub> O / INCHES H <sub>2</sub> O						

VIAS / WAYS	<b>15x18</b> $A_n / A_c = 1.875$	PCM / CFM		563		750		938		1125		1313		1500		1688		
		LADO / SIDE		X	Y	X	Y	X	Y	X	Y	X	Y	X	Y	X	Y	
4		PCM x LADO/CFM by SIDE	117	164	156	218	195	274	235	328	273	383	312	438	351	493		
		TIRO / THROW-Pies	12-18	17-24	16-21	20-28	17-24	23-31	19-26	25-33	21-28	27-37	22-30	29-39	23-32	31-41		
		NC	-		20		25		32		35		38		42			
3		PCM x LADO/CFM by SIDE	197	169	263	224	328	282	394	337	460	393	525	450	591	506		
		TIRO / THROW-Pies	12-20	17-26	16-24	23-30	19-26	25-34	22-29	28-37	23-32	30-40	25-33	32-43	27-36	34-45		
		NC	-		20		25		32		35		38		42			
2		PCM x LADO/CFM by SIDE	281		375		469		562		656		750		844			
		TIRO / THROW-Pies	16-26		21-30		25-34		28-37		30-40		32-43		34-46			
		NC	-		20		25		32		35		38		42			
		PCM x LADO/CFM by SIDE	235	328	1313	437	391	547	469	656	547	766	625	875	703	985		
		TIRO / THROW-Pies	12-22	18-28	16-25	21-31	19-27	24-35	22-29	26-36	23-32	29-41	25-34	30-44	27-36	32-47		
		NC	-		20		25		32		35		38		42			
1		PCM x LADO/CFM by SIDE	563		750		938		1125		1313		1500		1688			
		TIRO / THROW-Pies	24-32		28-38		31-42		34-45		37-49		40-53		42-56			
		NC	-		20		25		32		35		38		42			

VIAS / WAYS	<b>15x21</b> $A_n / A_c = 2.187$	PCM / CFM		656		875		1094		1313		1531		1750		1969		
		LADO / SIDE		X	Y	X	Y	X	Y	X	Y	X	Y	X	Y	X	Y	
4		PCM x LADO/CFM by SIDE	117	211	156	281	195	352	234	422	273	492	312	563	351	633		
		TIRO / THROW-Pies	12-20	19-25	17-24	22-30	19-25	24-33	21-28	27-37	23-30	29-40	24-33	31-42	26-34	34-45		
		NC	-		21		26		33		36		39		43			
3		PCM x LADO/CFM by SIDE	213	230	284	307	355	384	426	461	497	537	569	612	640	689		
		TIRO / THROW-Pies	13-22	17-29	18-26	24-33	21-29	27-37	24-32	30-40	25-34	32-44	27-37	35-46	29-39	37-50		
		NC	-		21		26		33		36		39		43			
2		PCM x LADO/CFM by SIDE	328		437		547		656		765		875		984			
		TIRO / THROW-Pies	17-29		23-33		28-38		30-41		33-44		35-47		37-50			
		NC	-		21		26		33		36		39		43			
		PCM x LADO/CFM by SIDE	234	422	313	562	391	703	469	844	547	984	625	1125	703	1266		
		TIRO / THROW-Pies	14-22	20-27	18-26	24-31	21-29	26-35	24-32	29-38	25-34	31-42	27-37	33-45	29-39	36-47		
		NC	-		21		26		33		36		39		43			
1		PCM x LADO/CFM by SIDE	656		875		1094		1313		1531		1750		1969			
		TIRO / THROW-Pies	26-35		29-40		34-45		37-50		40-54		42-57		45-61			
		NC	-		21		26		33		36		39		43			

VIAS / WAYS	<b>15x24</b> $A_n / A_c = 2.500$	PCM / CFM		750		1000		1250		1500		1750		2000		2250		
		LADO / SIDE		X	Y	X	Y	X	Y	X	Y	X	Y	X	Y	X	Y	
4		PCM x LADO/CFM by SIDE	117	258	156	344	195	430	234	516	273	602	312	688	351	774		
		TIRO / THROW-Pies	13-21	20-28	18-25	24-33	20-28	26-36	23-30	30-39	24-33	31-42	26-35	34-45	28-38	36-48		
		NC	-		21		27		34		36		40		44			
3		PCM x LADO/CFM by SIDE	225	300	300	400	375	500	450	600	525	700	600	800	675	900		
		TIRO / THROW-Pies	15-24	20-30	18-28	26-36	23-31	30-39	25-33	32-43	27-37	35-46	30-39	37-50	31-41	40-53		
		NC	-		21		27		34		36		40		44			
2		PCM x LADO/CFM by SIDE	375		500		625		750		875		1000		1125			
		TIRO / THROW-Pies	18-30		24-34		30-40		32-42		35-47		37-50		40-54			
		NC	-		21		27		34		36		40		44			
		PCM x LADO/CFM by SIDE	235	515	313	687	391	859	469	1031	547	1203	625	1375	703	1547		
		TIRO / THROW-Pies	14-24	21-29	18-28	25-33	23-31	28-38	25-33	30-41	27-37	33-45	30-39	36-40	32-41	38-50		
		NC	-		21		27		34		36		40		44			
1		PCM x LADO/CFM by SIDE	750		1000		1250		1500		1750		2000		2250			
		TIRO / THROW-Pies	28-37		32-43		36-48		40-53		42-57		46-61		48-65			
		NC	-		21		27		34		36		40		44			

NOTA: LOS TIROS TABULADOS SON PARA VELOCIDADES TERMINALES DE 100 Y 50 PPM RESPECTIVAMENTE, PARA VELOCIDADES TERMINALES DE 150 PPM EL TIRO EQUIVALE AL 50% DEL TIRO MAYOR.



# MODELOS DCV, DCP, DM y DCPT

## DIFUSORES DIRECCIONALES TIPO DIAMANTE RECTANGULARES / RECTANGULAR

### DIRECTIONAL DIFFUSERS

TABLAS DE RENDIMIENTO / PERFORMANCE TABLES

**TABLA 13**

TAMAÑO A REA DEL CUELLO / NECK SIZE & A REA	VEL. CUELLO / NECK VEL.	300	400	500	600	700	800	900
	PRESION TOTAL / TOTAL PRESS.	PPM / FPM	PPM / FPM	PPM / FPM	PPM / FPM	PPM / FPM	PPM / FPM	PPM / FPM
		0.0392	0.0725	0.1155	0.1668	0.2278	0.2975	0.3820
		PULGADAS H <sub>2</sub> O / INCHES H <sub>2</sub> O						

VIAS / WAYS	<b>15x30</b> An / Ac = 3.125	PCM / CFM		938		1250		1563		1875		2188		2500		2813		
		LADO / SIDE	X	Y	X	Y	X	Y	X	Y	X	Y	X	Y	X	Y	X	Y
<b>4</b>		PCM x LADO/CFM by SIDE	117	352	156	469	195	586	234	703	273	821	312	938	351	1055		
		TIRO / THROW-Pies	15-24	23-31	20-28	26-36	23-31	30-40	25-33	33-44	27-37	36-47	30-39	38-50	31-41	40-54		
		NC	-		22		28		35		37		41		45			
<b>3</b>		PCM x LADO/CFM by SIDE	234	470	312	626	391	781	469	937	547	1094	625	1250	703	1407		
		TIRO / THROW-Pies	16-26	27-37	21-31	32-42	25-34	36-48	28-38	39-52	30-41	42-57	33-44	45-61	35-46	48-64		
		NC	-		22		28		35		37		41		45			
<b>2</b>		PCM x LADO/CFM by SIDE	469		625		781		937		1094		1250		1407			
		TIRO / THROW-Pies	20-34		28-40		33-45		36-49		39-53		42-56		45-60			
		NC	-		22		28		35		37		41		45			
		PCM x LADO/CFM by SIDE	234	704	312	938	391	1172	469	1406	547	1641	625	1875	703	2210		
<b>1</b>		TIRO / THROW-Pies	16-27	24-34	21-31	28-38	25-34	31-42	28-38	35-46	30-41	37-49	33-44	40-54	35-46	42-57		
		NC	-		22		28		35		37		41		45			
		PCM x LADO/CFM by SIDE	938		1250		1563		1875		2188		2500		2813			
		TIRO / THROW-Pies	31-41		36-48		41-54		44-59		47-64		51-68		54-73			
		NC	-		22		28		35		37		41		45			

VIAS / WAYS	<b>15x36</b> An / Ac = 3.750	PCM / CFM		1125		1500		1875		2250		2625		3000		3375		
		LADO / SIDE	X	Y	X	Y	X	Y	X	Y	X	Y	X	Y	X	Y		
<b>4</b>		PCM x LADO/CFM by SIDE	117	445	156	594	195	3742	234	891	273	1039	312	1188	351	1336		
		TIRO / THROW-Pies	17-27	25-33	23-30	30-39	25-33	33-44	28-37	35-48	30-40	39-52	32-43	41-56	34-45	44-59		
		NC	-		22		29		33		38		42		46			
<b>3</b>		PCM x LADO/CFM by SIDE	234	656	312	876	391	1094	469	1312	547	1531	625	1750	703	1969		
		TIRO / THROW-Pies	18-29	30-41	23-33	36-47	28-38	39-53	31-41	43-58	34-45	47-62	35-48	50-67	38-51	53-71		
		NC	-		22		29		33		38		42		46			
<b>2</b>		PCM x LADO/CFM by SIDE	562		750		937		1125		1312		1500		1687			
		TIRO / THROW-Pies	23-37		30-43		36-49		40-54		53-58		46-62		49-66			
		NC	-		22		29		33		38		42		46			
		PCM x LADO/CFM by SIDE	235	890	312	1188	391	1484	469	1781	547	2078	625	2375	703	2672		
<b>1</b>		TIRO / THROW-Pies	18-29	26-36	23-33	30-41	28-38	35-46	31-41	38-50	34-45	41-54	36-48	43-58	38-51	47-62		
		NC	-		22		29		33		38		42		46			
		PCM x LADO/CFM by SIDE	1125		1500		1875		2250		2625		3000		3375			
		TIRO / THROW-Pies	34-45		40-53		44-59		48-65		53-70		56-75		59-79			
		NC	-		22		29		33		38		42		46			

VIAS / WAYS	<b>15x48</b> An / Ac = 5.00	PCM / CFM		1500		2000		2500		3000		3500		4000		4500		
		LADO / SIDE	X	Y	X	Y	X	Y	X	Y	X	Y	X	Y	X	Y		
<b>4</b>		PCM x LADO/CFM by SIDE	117	633	156	844	195	1055	234	1266	273	1477	312	1688	351	1899		
		TIRO / THROW-Pies	20-30	30-39	26-35	34-45	30-39	38-50	32-43	41-56	35-46	45-60	37-50	48-64	40-53	51-68		
		NC	-		23		30		35		39		43		48			
<b>3</b>		PCM x LADO/CFM by SIDE	234	1032	312	1376	391	1718	469	2062	547	2406	625	2750	703	3094		
		TIRO / THROW-Pies	20-33	36-47	27-39	41-54	33-44	46-61	36-48	50-67	39-52	54-72	41-56	58-78	44-59	61-82		
		NC	-		23		30		35		39		43		48			
<b>2</b>		PCM x LADO/CFM by SIDE	750		1000		1250		1500		1750		2000		2250			
		TIRO / THROW-Pies	26-43		36-50		42-56		46-62		50-66		53-71		57-76			
		NC	-		23		30		35		39		43		48			
		PCM x LADO/CFM by SIDE	234	1266	312	1688	390	2110	468	2532	546	2954	624	3375	702	3798		
<b>1</b>		TIRO / THROW-Pies	20-33	32-45	27-39	35-50	33-44	41-53	36-48	45-55	39-52	47-58	41-56	51-62	44-59	53-63		
		NC	-		23		30		35		39		43		48			
		PCM x LADO/CFM by SIDE	1500		2000		2500		3000		3500		4000		4500			
		TIRO / THROW-Pies	40-53		46-61		51-68		56-75		60-81		65-87		69-92			
		NC	-		23		30		35		39		43		48			

NOTA: LOS TIROS TABULADOS SON PARA VELOCIDADES TERMINALES DE 100 Y 50 PPM RESPECTIVAMENTE, PARA VELOCIDADES TERMINALES DE 150 PPM EL TIRO EQUIVALE AL 50% DEL TIRO MAYOR.



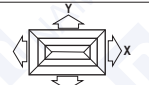
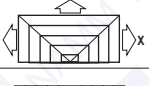


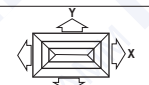



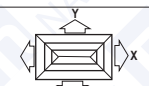



# MODELOS DCV, DCP, DM y DCPT

## DIFUSORES DIRECCIONALES TIPO DIAMANTE RECTANGulares / RECTANGULAR

### DIRECTIONAL DIFFUSERS

TABLAS DE RENDIMIENTO / PERFORMANCE TABLES

**TABLA 14**

TAMAÑO YA REA DEL CUELLO NECK SIZE & AREA	VEL. CUELLO NECK VEL.	300 PPM / FPM	400 PPM / FPM	300 PPM / FPM	400 PPM / FPM	700 PPM / FPM	800 PPM / FPM	900 PPM / FPM							
	PREISION TOTAL TOTAL PRESS.	0.0392	0.0725	0.1155	0.1668	0.2278	0.2975	0.3820							
PULGADAS H <sub>2</sub> O / INCHES H <sub>2</sub> O															
<b>VIAS / WAYS</b> <b>18x21</b> <i>An / Ac = 2.625</i>	<b>PCM / CFM</b>	<b>788</b>		<b>1050</b>		<b>1313</b>		<b>1575</b>		<b>1838</b>		<b>2100</b>		<b>2363</b>	
	LADO / SIDE	X	Y	X	Y	X	Y	X	Y	X	Y	X	Y	X	Y
<b>4</b> 	PCM x LADO/CFM by SIDE	169	225	225	300	281	375	337	450	394	525	450	600	506	675
	TIRO / THROW-Pies	14-21	21-28	18-25	24-33	21-28	27-37	23-31	30-40	25-33	32-43	27-36	35-46	29-39	36-50
	NC	-		20		26		32		36		40		43	
<b>3</b> 	PCM x LADO/CFM by SIDE	279	230	372	306	465	383	558	459	651	536	744	612	837	689
	TIRO / THROW-Pies	14-25	20-31	19-28	27-36	24-32	30-40	26-34	33-44	28-38	36-48	30-40	38-51	32-42	41-57
	NC	-		20		26		32		36		40		43	
<b>2</b> 	PCM x LADO/CFM by SIDE	394		525		656		787		919		1050		1181	
	TIRO / THROW-Pies	18-31		25-36		30-41		33-45		36-48		53-71		57-76	
	NC	-		20		26		32		36		40		43	
	PCM x LADO/CFM by SIDE	338	450	450	600	563	750	675	900	788	1050	900	1200	1013	1350
	TIRO / THROW-Pies	14-25	22-29	19-28	25-34	24-32	29-39	26-34	31-42	28-37	34-45	30-40	36-48	32-42	39-52
	NC	-		20		26		32		36		40		43	
<b>1</b> 	PCM x LADO/CFM by SIDE	788		1050		1313		1575		1838		2100		2363	
	TIRO / THROW-Pies	29-38		33-44		37-50		41-54		44-58		47-62		50-66	
	NC	-		20		26		32		36		40		43	
<b>VIAS / WAYS</b> <b>18x24</b> <i>An / Ac = 3.000</i>	<b>PCM / CFM</b>	<b>900</b>		<b>1200</b>		<b>1500</b>		<b>1800</b>		<b>2100</b>		<b>2400</b>		<b>2700</b>	
	LADO / SIDE	X	Y	X	Y	X	Y	X	Y	X	Y	X	Y	X	Y
<b>4</b> 	PCM x LADO/CFM by SIDE	169	281	225	375	281	469	337	563	394	656	450	750	506	844
	TIRO / THROW-Pies	15-23	23-30	20-27	26-35	23-30	30-39	24-33	32-30	27-36	35-46	29-39	37-50	30-41	39-53
	NC	-		21		27		33		37		41		44	
<b>3</b> 	PCM x LADO/CFM by SIDE	300	300	400	400	500	500	600	600	700	700	800	800	900	900
	TIRO / THROW-Pies	15-26	22-33	21-30	29-39	25-33	32-43	28-37	36-47	30-40	38-51	32-43	41-54	34-45	43-58
	NC	-		21		27		33		37		41		44	
<b>2</b> 	PCM x LADO/CFM by SIDE	450		600		750		900		1050		1200		1350	
	TIRO / THROW-Pies	20-33		27-39		32-43		35-48		38-51		41-55		44-58	
	NC	-		21		27		33		37		41		44	
	PCM x LADO/CFM by SIDE	338	562	450	750	563	937	675	1125	788	1312	900	1500	1013	1687
	TIRO / THROW-Pies	15-26	24-32	21-30	27-37	25-33	30-41	28-40	34-49	30-43	36-49	32-43	39-52	34-45	41-55
	NC	-		21		27		33		37		41		44	
<b>1</b> 	PCM x LADO/CFM by SIDE	900		1200		1500		1800		2100		2400		2700	
	TIRO / THROW-Pies	30-41		35-47		40-53		43-58		47-62		50-67		54-71	
	NC	-		21		27		33		37		41		44	
<b>VIAS / WAYS</b> <b>18x30</b> <i>An / Ac = 3.750</i>	<b>PCM / CFM</b>	<b>1125</b>		<b>1500</b>		<b>1875</b>		<b>2250</b>		<b>2625</b>		<b>3000</b>		<b>3375</b>	
	LADO / SIDE	X	Y	X	Y	X	Y	X	Y	X	Y	X	Y	X	Y
<b>4</b> 	PCM x LADO/CFM by SIDE	168	394	225	525	281	656	337	788	394	919	450	1050	506	1181
	TIRO / THROW-Pies	17-26	25-33	23-30	30-39	25-33	33-44	28-38	36-40	30-40	39-52	32-43	41-56	34-45	40-59
	NC	-		22		28		34		38		42		45	
<b>3</b> 	PCM x LADO/CFM by SIDE	328	469	437	626	547	781	656	938	765	1095	875	1250	984	1407
	TIRO / THROW-Pies	17-29	24-37	24-33	32-43	28-37	36-40	31-41	40-53	34-45	42-58	36-48	46-61	38-51	48-65
	NC	-		22		28		34		38		42		45	
<b>2</b> 	PCM x LADO/CFM by SIDE	562		750		937		1125		1312		1500		1687	
	TIRO / THROW-Pies	23-37		30-43		36-49		40-54		43-58		46-62		49-66	
	NC	-		22		28		34		38		42		45	
	PCM x LADO/CFM by SIDE	337	788	450	1050	563	1312	675	1575	787	1838	900	2100	1013	2362
	TIRO / THROW-Pies	18-29	26-36	24-33	30-41	28-38	35-46	31-41	38-50	34-45	41-54	35-48	43-58	38-51	47-62
	NC	-		22		28		34		38		42		45	
<b>1</b> 	PCM x LADO/CFM by SIDE	1125		1500		1875		2250		2625		3000		3375	
	TIRO / THROW-Pies	34-45		40-53		44-59		48-65		53-70		56-75		59-79	
	NC	-		22		28		34		38		42		45	

NOTA: LOS TIROS TABULADOS SON PARA VELOCIDADES TERMINALES DE 100 Y 50 PPM RESPECTIVAMENTE, PARA VELOCIDADES TERMINALES DE 150 PPM EL TIRO EQUIVALE AL 50% DEL TIRO MAYOR.





# MODELOS DCV, DCP, DM y DCPT

## DIFUSORES DIRECCIONALES TIPO DIAMANTE RECTANGULARES / RECTANGULAR

TABLAS DE RENDIMIENTO / PERFORMANCE TABLES

DIRECTIONAL DIFFUSERS

**TABLA 15**

TAMAÑO YA REA DEL CUELLO NECK SIZE & AREA	VEL. CUELLO NECK VEL.	300	400	500	600	700	800	900
	PRES. TOTAL TOTAL PRESS.	PPM / FPM	PPM / FPM	PPM / FPM	PPM / FPM	PPM / FPM	PPM / FPM	PPM / FPM
		0.0392	0.0725	0.1155	0.1668	0.2278	0.2975	0.3820
		PULGADAS H <sub>2</sub> O / INCHES H <sub>2</sub> O						

VIAS / WAYS	<b>18x36</b> An / Ac = 4.500	PCM / CFM		1350		1800		2250		2700		3150		3600		4050		
		LADO / SIDE		X	Y	X	Y	X	Y	X	Y	X	Y	X	Y	X	Y	
<b>4</b>		PCM x LADO/CFM by SIDE	169	506	225	675	281	844	338	1012	394	1181	450	1350	506	1519		
		TIRO / THROW-Pies	18-29	28-37	24-33	32-43	28-38	36-48	30-41	39-53	33-44	42-57	36-47	46-61	37-50	48-65		
		NC	-		23		29		35		39		43		47			
<b>3</b>		PCM x LADO/CFM by SIDE	337	675	450	900	562	1125	675	1350	787	1575	900	1800	1012	2025		
		TIRO / THROW-Pies	19-32	34-44	25-37	38-51	31-41	42-58	34-45	47-62	36-50	51-68	39-53	54-73	41-56	58-77		
		NC	-		23		29		35		39		43		47			
<b>2</b>		PCM x LADO/CFM by SIDE	675		900		1125		1350		1575		1800		2025			
		TIRO / THROW-Pies	24-41		33-48		40-54		44-58		47-63		51-68		53-72			
		NC	-		23		29		35		39		43		47			
<b>1</b>		PCM x LADO/CFM by SIDE	1350		1800		2250		2700		3150		3600		4050			
		TIRO / THROW-Pies	37-50		43-58		48-65		53-71		58-77		61-83		65-87			
		NC	-		23		29		35		39		43		47			

VIAS / WAYS	<b>18x48</b> An / Ac = 6.000	PCM / CFM		1800		2400		3000		3600		4200		4800		5400		
		LADO / SIDE		X	Y	X	Y	X	Y	X	Y	X	Y	X	Y	X	Y	
<b>4</b>		PCM x LADO/CFM by SIDE	169	731	225	975	281	1219	338	1462	394	1706	450	1950	506	2194		
		TIRO / THROW-Pies	22-33	32-43	29-38	37-50	32-43	41-56	35-47	46-61	38-51	49-66	41-54	53-70	43-58	56-74		
		NC	-		24		30		36		40		44		48			
<b>3</b>		PCM x LADO/CFM by SIDE	337	1126	450	1500	562	1876	675	2250	787	2626	900	3000	1012	3376		
		TIRO / THROW-Pies	22-37	39-52	30-43	45-60	35-48	50-67	39-53	55-74	42-57	59-80	46-61	64-85	48-65	67-90		
		NC	-		24		30		36		40		44		48			
<b>2</b>		PCM x LADO/CFM by SIDE	900		1200		1500		1800		2100		2400		2700			
		TIRO / THROW-Pies	29-48		39-55		46-62		51-68		54-73		59-78		62-83			
		NC	-		24		30		36		40		44		48			
<b>1</b>		PCM x LADO/CFM by SIDE	1800		2400		3000		3600		4200		4800		5400			
		TIRO / THROW-Pies	43-58		50-67		56-75		61-83		66-89		71-95		76-103			
		NC	-		24		30		36		40		44		48			

VIAS / WAYS	<b>21x24</b> An / Ac = 3.500	PCM / CFM		1050		1400		1750		2100		2450		2800		3150		
		LADO / SIDE		X	Y	X	Y	X	Y	X	Y	X	Y	X	Y	X	Y	
<b>4</b>		PCM x LADO/CFM by SIDE	230	295	306	394	383	492	459	591	536	689	612	788	789	886		
		TIRO / THROW-Pies	17-25	24-33	22-29	28-38	24-33	31-42	27-36	35-46	29-39	37-50	31-41	40-54	33-44	42-57		
		NC	-		21		28		33		37		41		45			
<b>3</b>		PCM x LADO/CFM by SIDE	375	300	500	400	625	500	750	600	875	700	1000	800	1125	900		
		TIRO / THROW-Pies	17-28	24-36	23-33	31-41	27-37	35-46	30-40	38-51	32-43	41-55	35-46	44-59	36-50	47-62		
		NC	-		21		28		33		37		41		45			
<b>2</b>		PCM x LADO/CFM by SIDE	525		700		875		1050		1225		1400		1575			
		TIRO / THROW-Pies	22-36		30-42		35-47		38-51		41-56		45-55		47-63			
		NC	-		21		28		33		37		41		45			
<b>1</b>		PCM x LADO/CFM by SIDE	460	590	612	788	766	984	919	1181	1072	1378	1225	1575	1378	1772		
		TIRO / THROW-Pies	17-28	25-34	23-33	30-40	27-37	33-45	30-40	36-49	32-43	39-53	35-46	42-57	36-50	45-60		
		NC	-		21		28		33		37		41		45			
<b>1</b>		PCM x LADO/CFM by SIDE	1050		1400		1750		2100		2450		2800		3150			
		TIRO / THROW-Pies	24-32		28-36		32-41		34-46		37-51		39-54		41-57			
		NC	-		21		28		33		37		41		45			

NOTA: LOS TIROS TABULADOS SON PARA VELOCIDADES TERMINALES DE 100 Y 50 PPM RESPECTIVAMENTE, PARA VELOCIDADES TERMINALES DE 150 PPM EL TIRO EQUIVALE AL 50% DEL TIRO MAYOR.



# MODELOS DCV, DCP, DM y DCPT

## DIFUSORES DIRECCIONALES TIPO DIAMANTE RECTANGULARES / RECTANGULAR

### DIRECTIONAL DIFFUSERS

TABLAS DE RENDIMIENTO / PERFORMANCE TABLES

**TABLA 16**

TAMAÑO A REA DEL CUELLO / NECK SIZE & A REA	VEL. CUELLO NECK VEL.	300 PPM / FPM	400 PPM / FPM	500 PPM / FPM	600 PPM / FPM	700 PPM / FPM	800 PPM / FPM	900 PPM / FPM
	PRESION TOTAL TOTAL PRESS.	0.0392	0.0725	0.1155	0.1668	0.2278	0.2975	0.3820
PULGADAS H <sub>2</sub> O / INCHES H <sub>2</sub> O								

VIAS / WAYS	<b>21x30</b> An / Ac = 4.375	PCM / CFM		1313		1750		2188		2625		3063		3500		3938		
		LADO / SIDE		X	Y	X	Y	X	Y	X	Y	X	Y	X	Y	X	Y	
<b>4</b>		PCM x LADO/CFM by SIDE	230	426	306	569	383	711	459	853	536	995	612	1138	689	1280		
		TIRO / THROW-Pies	18-28	27-37	24-33	31-42	27-37	35-47	30-40	39-52	32-43	42-56	35-46	45-60	36-50	47-64		
		NC	-		22		29		34		38		42		46			
<b>3</b>		PCM x LADO/CFM by SIDE	422	469	562	626	703	782	843	939	984	1095	1125	1250	1266	1406		
		TIRO / THROW-Pies	18-32	26-40	25-37	35-46	30-41	39-52	34-45	42-58	36-49	47-62	39-52	49-66	41-55	53-70		
		NC	-		22		29		34		38		42		46			
<b>2</b>		PCM x LADO/CFM by SIDE	656		875		1094		1312		1531		1750		1969			
		TIRO / THROW-Pies	24-41		33-47		39-53		43-58		47-62		50-66		53-70			
		NC	-		22		29		34		38		42		46			
<b>1</b>		PCM x LADO/CFM by SIDE	460	853	612	1138	766	1422	919	1706	1072	1991	1225	2275	1379	2559		
		TIRO / THROW-Pies	18-32	29-38	25-37	33-45	30-41	37-50	34-45	41-54	36-49	44-59	39-52	47-63	41-55	50-67		
		NC	-		22		29		34		38		42		46			

VIAS / WAYS	<b>21x36</b> An / Ac = 5.250	PCM / CFM		1575		2100		2625		3150		3675		4200		4725		
		LADO / SIDE		X	Y	X	Y	X	Y	X	Y	X	Y	X	Y	X	Y	
<b>4</b>		PCM x LADO/CFM by SIDE	230	558	308	742	383	930	460	1115	538	1300	613	1487	690	1673		
		TIRO / THROW-Pies	20-31	30-40	27-36	35-46	30-40	39-52	33-44	42-57	35-48	46-62	38-51	49-66	41-54	53-70		
		NC	-		23		30		35		39		43		47			
<b>3</b>		PCM x LADO/CFM by SIDE	450	675	600	900	750	1125	900	1350	1050	1575	1200	1800	1350	2025		
		TIRO / THROW-Pies	20-34	29-44	28-40	38-51	34-45	42-57	36-50	47-62	40-54	51-68	42-57	54-73	45-61	58-77		
		NC	-		23		30		35		39		43		47			
<b>2</b>		PCM x LADO/CFM by SIDE	787		1050		1312		1575		1837		2100		2362			
		TIRO / THROW-Pies	27-45		36-51		43-57		47-63		51-68		54-73		58-78			
		NC	-		23		30		35		39		43		47			
<b>1</b>		PCM x LADO/CFM by SIDE	459	1116	612	1488	766	1859	919	2331	1072	2603	1225	2975	1378	3347		
		TIRO / THROW-Pies	20-34	31-42	28-40	36-49	34-45	41-54	36-50	45-60	40-54	48-65	42-57	52-69	45-61	55-74		
		NC	-		23		30		35		39		43		47			

VIAS / WAYS	<b>21x48</b> An / Ac = 7.000	PCM / CFM		2100		2800		3500		4200		4900		5600		6300		
		LADO / SIDE		X	Y	X	Y	X	Y	X	Y	X	Y	X	Y	X	Y	
<b>4</b>		PCM x LADO/CFM by SIDE	230	820	306	1094	383	1367	459	1641	536	1914	612	2188	689	2461		
		TIRO / THROW-Pies	24-36	35-46	31-41	40-54	35-46	45-60	38-51	49-66	41-55	53-71	44-59	57-76	47-62	60-81		
		NC	20		25		31		37		41		45		48			
<b>3</b>		PCM x LADO/CFM by SIDE	459	1182	612	1576	766	1968	919	2362	1072	2756	1225	3150	1378	3544		
		TIRO / THROW-Pies	24-40	41-56	32-46	48-65	39-52	54-72	49-57	59-79	46-62	64-86	49-66	69-91	53-70	75-97		
		NC	20		25		31		37		41		45		48			
<b>2</b>		PCM x LADO/CFM by SIDE	1050		1400		1750		2100		2450		2800		3150			
		TIRO / THROW-Pies	31-51		41-69		50-66		54-73		59-79		63-85		67-90			
		NC	20		25		31		37		41		45		48			
<b>1</b>		PCM x LADO/CFM by SIDE	460	1640	612	2188	766	2734	919	3281	1072	3828	1225	4375	1378	4922		
		TIRO / THROW-Pies	24-40	37-49	32-46	42-57	39-52	43-58	42-57	52-69	46-62	56-74	49-66	60-80	53-70	64-85		
		NC	20		25		31		37		41		45		48			

NOTA: LOS TIROS TABULADOS SON PARA VELOCIDADES TERMINALES DE 100 Y 50 PPM RESPECTIVAMENTE, PARA VELOCIDADES TERMINALES DE 150 PPM EL TIRO EQUIVALE AL 50% DEL TIRO MAYOR.



# MODELOS DCV, DCP, DM y DCPT

## DIFUSORES DIRECCIONALES TIPO DIAMANTE RECTANGULARES / RECTANGULAR

TABLAS DE RENDIMIENTO / PERFORMANCE TABLES

DIRECTIONAL DIFFUSERS

**TABLA 17**

TAMAÑO YA REA DEL CUELLO NECK & SIZE AREA	VEL. CUELLO NECK VEL	300 PPM / FPM	400 PPM / FPM	500 PPM / FPM	600 PPM / FPM	700 PPM / FPM	800 PPM / FPM	900 PPM / FPM
	PRESION TOTAL TOTAL PRESS.		0.0392	0.0725	0.1155	0.1668	0.2278	0.2975

PULGADAS H<sub>2</sub>O / INCHES H<sub>2</sub>O

VIAS WAYS	24x30 An / Ac = 5.000	PCM / CFM	1500		2000		2500		3000		3500		4000		4500	
			LADO / SIDE	X	Y	X	Y	X	Y	X	Y	X	Y	X	Y	X
4		PCM x LADO/CFM by SIDE	300	450	400	600	500	750	600	900	700	1050	800	1200	900	1350
		TIRO / THROW-Pies	20-30	30-39	29-33	34-45	30-39	38-50	32-43	41-56	35-46	45-60	37-50	48-64	40-53	51-68
		NC	-		23		30		35		39		43		46	
3		PCM x LADO/CFM by SIDE	515	470	687	626	859	782	1031	938	1203	1094	1375	1250	1547	1406
		TIRO / THROW-Pies	20-33	29-43	27-39	37-50	33-44	41-56	35-48	46-61	39-52	49-66	41-56	53-70	44-59	56-75
		NC	-		23		30		35		39		43		46	
2		PCM x LADO/CFM by SIDE	750		1000		1250		1500		1750		2000		2250	
		TIRO / THROW-Pies	26-43		35-50		42-56		46-62		50-66		53-71		57-76	
		NC	-		23		30		35		39		43		46	
1		PCM x LADO/CFM by SIDE	600	900	800	1200	1000	1500	1200	1800	1400	2100	1600	2400	1800	2700
		TIRO / THROW-Pies	20-35	30-43	27-41	35-51	33-47	40-57	35-51	43-62	39-55	47-67	41-59	51-71	44-63	53-77
		NC	-		23		30		35		39		43		46	
1		PCM x LADO/CFM by SIDE	1500		2000		2500		3000		3500		4000		4500	
		TIRO / THROW-Pies	40_53		46-61		51-68		56-75		60-81		68-87		69-92	
		NC	-		23		30		35		39		43		46	

VIAS WAYS	24x36 An / Ac = 6.000	PCM / CFM	1800		2400		3000		3600		4200		4800		5400	
			LADO / SIDE	X	Y	X	Y	X	Y	X	Y	X	Y	X	Y	X
4		PCM x LADO/CFM by SIDE	300	600	400	800	500	1000	600	1200	700	1400	800	1600	900	1800
		TIRO / THROW-Pies	26-33	32-43	29-38	37-50	32-43	41-56	35-47	46-61	38-51	49-66	41-54	53-70	43-58	56-74
		NC	-		24		31		36		41		44		47	
3		PCM x LADO/CFM by SIDE	562	676	750	900	937	1126	1125	1350	1312	1576	1500	1800	1687	2026
		TIRO / THROW-Pies	22-37	31-47	30-43	41-54	35-48	46-61	39-53	50-67	43-57	54-73	46-61	58-78	48-65	62-82
		NC	-		24		31		36		41		44		47	
2		PCM x LADO/CFM by SIDE	900		1200		1500		1800		2100		2400		2700	
		TIRO / THROW-Pies	29-48		39-55		46-62		51-68		54-73		59-78		62-83	
		NC	-		24		31		36		41		44		47	
1		PCM x LADO/CFM by SIDE	600	1200	800	1600	1000	2000	1200	2400	1400	2800	1600	3200	1800	3600
		TIRO / THROW-Pies	27-37	34-45	30-43	39-52	35-48	43-58	39-53	47-64	42-57	52-69	46-61	55-74	48-65	59-78
		NC	-		24		31		36		41		44		47	
1		PCM x LADO/CFM by SIDE	1800		2400		3000		3600		4200		4800		5400	
		TIRO / THROW-Pies	43-58		50-67		56-75		61-82		66-89		71_95		76-101	
		NC	-		24		31		36		41		44		47	

VIAS WAYS	24x48 An / Ac = 8.000	PCM / CFM	2400		3200		4000		4800		5600		6400		7200	
			LADO / SIDE	X	Y	X	Y	X	Y	X	Y	X	Y	X	Y	X
4		PCM x LADO/CFM by SIDE	300	900	400	1200	500	1500	600	1800	700	2100	800	2400	900	2700
		TIRO / THROW-Pies	25-38	37-50	33-45	43-57	37-50	48-64	41-54	53-78	44-59	57-76	47-63	61-82	50-67	65-86
		NC	20		25		32		38		42		46		50	
3		PCM x LADO/CFM by SIDE	600	1200	800	1600	1000	2000	1200	2400	1400	2800	1600	3200	1800	3600
		TIRO / THROW-Pies	25-43	44-59	35-50	51-69	41-56	57-77	46-61	65-84	49-66	68-91	53-70	73-97	56-74	77-103
		NC	20		25		32		38		42		46		50	
2		PCM x LADO/CFM by SIDE	1200		1600		2000		2400		2800		3200		3600	
		TIRO / THROW-Pies	33-55		45-64		53-71		59-78		63-85		68-91		72-96	
		NC	20		25		32		38		42		46		50	
1		PCM x LADO/CFM by SIDE	600	1800	800	2400	1000	3000	1200	3600	1400	4200	1600	4800	1800	5400
		TIRO / THROW-Pies	25-43	39-52	35-50	45-60	41-56	51-67	46-61	55-74	49-66	60-80	53-70	64-86	56-74	68-91
		NC	20		25		32		38		42		46		50	
1		PCM x LADO/CFM by SIDE	2400		3200		4000		4800		5600		6400		7200	
		TIRO / THROW-Pies	50-67		58-78		65-86		71-95		77-103		82-110		88-116	
		NC	20		25		32		38		42		46		50	

NOTA: LOS TIROS TABULADOS SON PARA VELOCIDADES TERMINALES DE 100 Y 50 PPM RESPECTIVAMENTE, PARA VELOCIDADES TERMINALES DE 150 PPM EL TIRO EQUIVALE AL 50% DEL TIRO MAYOR.



# MODELOS DCV, DCP, DM y DCPT

## DIFUSORES DIRECCIONALES TIPO DIAMANTE RECTANGULARES / RECTANGULAR

### DIRECTIONAL DIFFUSERS

TABLAS DE RENDIMIENTO / PERFORMANCE TABLES

**TABLA 18**

TAMAÑO YA REA DEL CUELLO NECK SIZE & A REA	VEL. CUELLO NECK VEL.	300 PPM / FPM	400 PPM / FPM	500 PPM / FPM	600 PPM / FPM	700 PPM / FPM	800 PPM / FPM	900 PPM / FPM
	PRES. TOTAL TOTAL PRESS.	0.0392	0.0725	0.1155	0.1668	0.2278	0.2975	0.3820

VIAS WAYS	<b>30x36</b> <small>An / Ac = 7.500</small>	PCM / CFM		2250		3000		3750		4500		5250		6000		6750	
		LADO / SIDE		X	Y	X	Y	X	Y	X	Y	X	Y	X	Y	X	Y
<b>4</b>		PCM x LADO/CFM by SIDE	469	656	625	875	781	1094	938	1312	1094	1531	1250	1750	1406	1969	
		TIRO / THROW-Pies	24-37	35-48	32-43	41-56	36-48	47-62	40-53	51-68	42-57	55-74	46-61	59-79	48-65	63-84	
		NC	20		24		31		37		41		44		49		
<b>3</b>		PCM x LADO/CFM by SIDE	787	676	1050	900	1312	1126	1575	1350	1837	1576	2100	1800	2362	2025	
		TIRO / THROW-Pies	24-41	35-53	33-48	46-61	40-53	51-69	44-59	56-75	47-64	61-81	51-68	64-86	54-72	69-92	
		NC	20		24		31		37		41		44		49		
<b>2</b>		PCM x LADO/CFM by SIDE	1125		1500		1875		2250		2625		3000		3375		
		TIRO / THROW-Pies	32-53		43-62		52-69		57-76		61-82		65-87		70-93		
		NC	20		24		31		37		41		44		49		
<b>1</b>		PCM x LADO/CFM by SIDE	938	1312	1250	1750	1562	2188	1875	2625	2188	3062	2500	3500	2812	3938	
		TIRO / THROW-Pies	24-41	38-50	33-48	43-50	40-54	49-66	44-59	53-72	47-64	58-78	51-68	62-82	54-72	65-88	
		NC	20		24		31		37		41		44		49		

VIAS WAYS	<b>30x48</b> <small>An / Ac = 10.000</small>	PCM / CFM		3000		4000		5000		6000		7000		8000		9000	
		LADO / SIDE		X	Y	X	Y	X	Y	X	Y	X	Y	X	Y	X	Y
<b>4</b>		PCM x LADO/CFM by SIDE	469	1031	625	1375	781	1719	937	2063	1094	2406	1250	2750	1406	3094	
		TIRO / THROW-Pies	28-43	41-56	37-50	48-64	41-56	53-72	46-61	59-79	49-66	64-85	53-70	68-91	56-75	72-97	
		NC	20		26		33		38		42		46		50		
<b>3</b>		PCM x LADO/CFM by SIDE	900	1200	1200	1600	1500	2000	1800	2400	2100	2800	2400	3200	2700	3600	
		TIRO / THROW-Pies	29-48	41-61	38-56	51-70	47-62	59-79	51-68	65-86	55-74	70-94	59-79	75-100	63-84	80-107	
		NC	20		26		33		38		42		46		50		
<b>2</b>		PCM x LADO/CFM by SIDE	1500		2000		2500		3000		3500		4000		4500		
		TIRO / THROW-Pies	37-62		50-71		59-80		65-87		71-95		76-101		81-107		
		NC	20		26		33		38		42		46		50		
<b>1</b>		PCM x LADO/CFM by SIDE	938	2062	1250	2750	1563	3437	1875	4125	2188	4812	2500	5500	2812	6188	
		TIRO / THROW-Pies	24-41	59-79	33-48	68-91	40-54	74-100	44-59	77-104	47-64	82-110	51-68	88-118	54-72	92-123	
		NC	20		26		33		38		42		46		50		

VIAS WAYS	<b>36x48</b> <small>An / Ac = 12.000</small>	PCM / CFM		3600		4800		6000		7200		8400		9600		10800	
		LADO / SIDE		X	Y	X	Y	X	Y	X	Y	X	Y	X	Y	X	Y
<b>4</b>		PCM x LADO/CFM by SIDE	675	1125	900	1500	1125	1875	1350	2250	1575	2625	1800	3000	2025	3375	
		TIRO / THROW-Pies	31-47	46-61	41-54	53-70	46-61	59-72	50-67	65-87	54-72	70-94	58-78	71-100	62-83	76-106	
		NC	21		27		34		39		43		48		52		
<b>3</b>		PCM x LADO/CFM by SIDE	1200	1200	1600	1600	2000	2000	2400	2400	2800	2800	3200	3200	3600	3600	
		TIRO / THROW-Pies	31-53	44-67	42-61	58-78	51-68	65-86	56-74	71-95	60-81	77-103	65-86	82-110	69-92	88-117	
		NC	21		27		34		39		43		48		52		
<b>2</b>		PCM x LADO/CFM by SIDE	1800		2400		3000		3600		4200		4800		5400		
		TIRO / THROW-Pies	41-68		55-78		65-87		72-96		77-103		82-111		88-118		
		NC	21		27		34		39		43		48		52		
<b>1</b>		PCM x LADO/CFM by SIDE	1350	2250	1800	3000	2250	3750	2700	4500	3150	5250	3600	6000	4050	6750	
		TIRO / THROW-Pies	39-53	48-65	41-59	56-75	48-65	63-84	53-72	69-92	58-78	75-99	62-83	80-107	67-88	84-113	
		NC	21		27		34		39		43		48		52		

NOTA: LOS TIROS TABULADOS SON PARA VELOCIDADES TERMINALES DE 100 Y 50 PPM RESPECTIVAMENTE, PARA VELOCIDADES TERMINALES DE 150 PPM EL TIRO EQUIVALE AL 50% DEL TIRO MAYOR.